

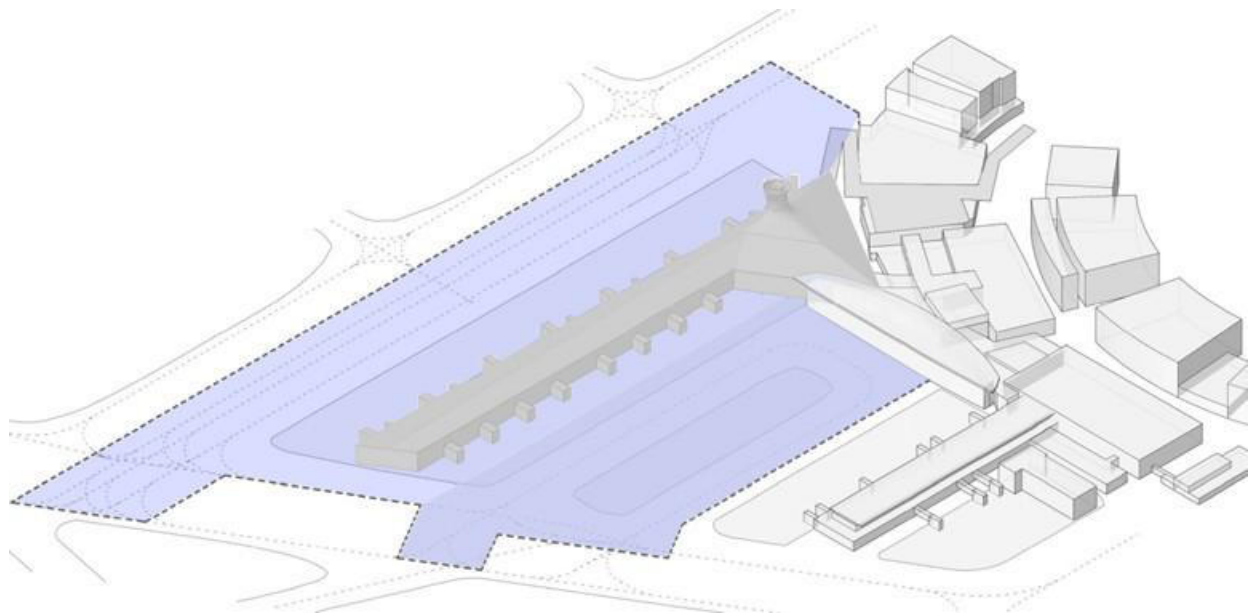
NEUBAU DOCK A

Detailprojekt

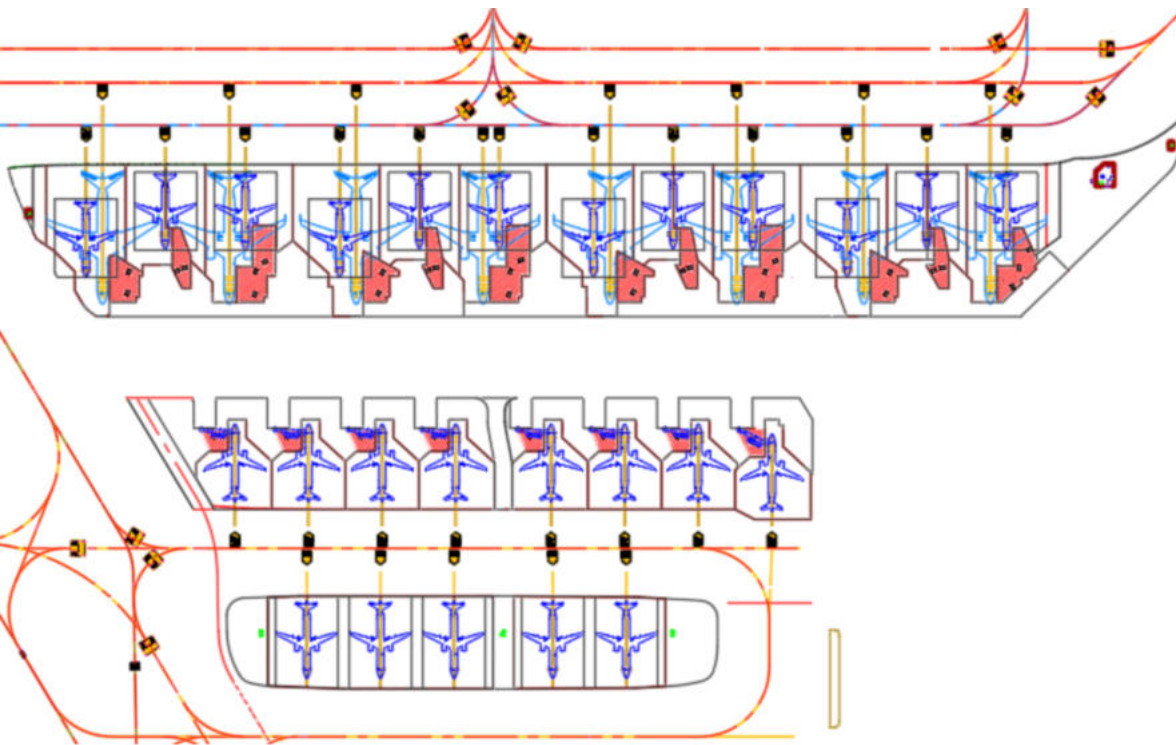
V05.1 Anhang Nachweis Standplatzbeleuchtung

DOSSIER TEILPROJEKT -
LAYOUTANPASSUNGEN VORFELD

ZU PLANGENEHMIGUNGSGESUCH
VPK-NR. 23-05-005



Projektbezeichnung	Neubau Dock A
Projektnummer	P19AA510
Bauherrschaft	Flughafen Zürich AG
Generalplaner	Planergemeinschaft Raumfachwerk
Datum	30.01.2026



ZHR-Dock-A- Apron Floodlighting Simulation

North, South and Remote Apron - Apron Floodlighting Simulation

Table of Contents

Cover	1
Table of Contents	2
Contacts	6
Description	7
Images	8
Luminaire list	11

Product data sheets

ewo - ewo_R1 gen4_AP04-L-FCO-128led (1x 70CRI-4000K-800mA-id38)	12
ewo - ewo_R1 gen4_AP04-LR-FCO-128led (1x 70CRI-4000K-800mA-id38)	13
ewo - ewo_R1 gen4_AP04-R-FCO-128led (1x 70CRI-4000K-800mA-id38)	14
ewo - ewo_R2 gen4 240 LED_AP10-L-FCO-240led (1x 70CRI-4000K-800mA-id35)	15
ewo - ewo_R2 gen4 240 LED_AP10-R-FCO-240led (1x 70CRI-4000K-800mA-id35)	16
ewo - ewo_R2 gen4 336 LED_AP10-L-FCO-336led (1x 70CRI-4000K-800mA-id35)	17
ewo - ewo_R2 gen4 336 LED_AP10-LR-FCO-336led (1x 70CRI-4000K-800mA-id35)	18
ewo - ewo_R2 gen4 336 LED_AP10-R-FCO-336led (1x 70CRI-4000K-800mA-id35)	19

Site 1

Luminaire layout plan	20
Luminaire list	32
Calculation objects / Light scene 1	33
Stand A89 - H / Light scene 1 / Horizontal illuminance	209
Stand A77 - H / Light scene 1 / Horizontal illuminance	210
Stand A71 - H / Light scene 1 / Horizontal illuminance	211
Stand A69 - H / Light scene 1 / Horizontal illuminance	212
Stand A57 - V / Light scene 1 / Vertical illuminance	213
Stand A57 - V / Light scene 1 / Vertical illuminance	214
Stand A51 - H / Light scene 1 / Horizontal illuminance	215
Stand A49 - H / Light scene 1 / Horizontal illuminance	216
Stand A37 - H / Light scene 1 / Horizontal illuminance	217
Stand A31 - H / Light scene 1 / Horizontal illuminance	218
Stand A29 - V / Light scene 1 / Vertical illuminance	219
Stand A29 - V / Light scene 1 / Vertical illuminance	220
Stand A17 - H / Light scene 1 / Horizontal illuminance	221
Stand A11 - H / Light scene 1 / Horizontal illuminance	222
Stand A74 - H / Light scene 1 / Horizontal illuminance	223
Stand A68 - H / Light scene 1 / Horizontal illuminance	224
Stand A48 - H / Light scene 1 / Horizontal illuminance	225
Stand A34 - H / Light scene 1 / Horizontal illuminance	226
Stand A64 - V / Light scene 1 / Vertical illuminance	227
Stand A64 - V / Light scene 1 / Vertical illuminance	228
Stand A58 - V / Light scene 1 / Vertical illuminance	229
Stand A58 - V / Light scene 1 / Vertical illuminance	230

Table of Contents

Stand A44 - V / Light scene 1 / Vertical illuminance	231
Stand A44 - V / Light scene 1 / Vertical illuminance	232
Stand A38 - V / Light scene 1 / Vertical illuminance	233
Stand A38 - V / Light scene 1 / Vertical illuminance	234
Stand A89 - V / Light scene 1 / Vertical illuminance	235
Stand A89 - V / Light scene 1 / Vertical illuminance	236
Stand A71 - V / Light scene 1 / Vertical illuminance	237
Stand A71 - V / Light scene 1 / Vertical illuminance	238
Stand A69 - V / Light scene 1 / Vertical illuminance	239
Stand A69 - V / Light scene 1 / Vertical illuminance	240
Stand A57 - H / Light scene 1 / Horizontal illuminance	241
Stand A51 - V / Light scene 1 / Vertical illuminance	242
Stand A51 - V / Light scene 1 / Vertical illuminance	243
Stand A49 - V / Light scene 1 / Vertical illuminance	244
Stand A49 - V / Light scene 1 / Vertical illuminance	245
Stand A37 - V / Light scene 1 / Vertical illuminance	246
Stand A37 - V / Light scene 1 / Vertical illuminance	247
Stand A31 - V / Light scene 1 / Vertical illuminance	248
Stand A31 - V / Light scene 1 / Vertical illuminance	249
Stand A29 - H / Light scene 1 / Horizontal illuminance	250
Stand A17 - V / Light scene 1 / Vertical illuminance	251
Stand A17 - V / Light scene 1 / Vertical illuminance	252
Stand A11 - V / Light scene 1 / Vertical illuminance	253
Stand A11 - V / Light scene 1 / Vertical illuminance	254
Other Apron Areas - South Apron B / Light scene 1 / Horizontal illuminance	255
Other Apron Areas - South Apron A / Light scene 1 / Horizontal illuminance	256
Service Road - South Apron / Light scene 1 / Horizontal illuminance	257
East GSE Road - South Apron / Light scene 1 / Horizontal illuminance	258
Stand I05 - H / Light scene 1 / Horizontal illuminance	259
Stand I05 - V / Light scene 1 / Vertical illuminance	260
Stand I05 - V / Light scene 1 / Vertical illuminance	261
Stand I04 - H / Light scene 1 / Horizontal illuminance	262
Stand I03 - H / Light scene 1 / Horizontal illuminance	263
Stand I02 - H / Light scene 1 / Horizontal illuminance	264
Stand I01 - H / Light scene 1 / Horizontal illuminance	265
Stand I01 - V / Light scene 1 / Vertical illuminance	266
Stand I01 - V / Light scene 1 / Vertical illuminance	267
Stand I02 - V / Light scene 1 / Vertical illuminance	268
Stand I02 - V / Light scene 1 / Vertical illuminance	269
Stand I03 - V / Light scene 1 / Vertical illuminance	270
Stand I03 - V / Light scene 1 / Vertical illuminance	271
Stand I04 - V / Light scene 1 / Vertical illuminance	272
Stand I04 - V / Light scene 1 / Vertical illuminance	273
Stand A34 - V / Light scene 1 / Vertical illuminance	274
Stand A34 - V / Light scene 1 / Vertical illuminance	275
Stand A38 - H / Light scene 1 / Horizontal illuminance	276
Stand A44 - H / Light scene 1 / Horizontal illuminance	277
Stand A48 - V / Light scene 1 / Vertical illuminance	278

Table of Contents

Stand A48 - V / Light scene 1 / Vertical illuminance	279
Stand A58 - H / Light scene 1 / Horizontal illuminance	280
Stand A64 - H / Light scene 1 / Horizontal illuminance	281
Stand A68 - V / Light scene 1 / Vertical illuminance	282
Stand A68 - V / Light scene 1 / Vertical illuminance	283
Stand A74 - V / Light scene 1 / Vertical illuminance	284
Stand A74 - V / Light scene 1 / Vertical illuminance	285
Stand A77 - V / Light scene 1 / Vertical illuminance	286
Stand A77 - V / Light scene 1 / Vertical illuminance	287
Stand 15 - H / Light scene 1 / Horizontal illuminance	288
Stand 25 - H / Light scene 1 / Horizontal illuminance	289
Stand 45 - H / Light scene 1 / Horizontal illuminance	290
Stand 65 - H / Light scene 1 / Horizontal illuminance	291
Stand 35 - H / Light scene 1 / Horizontal illuminance	292
Stand 55 - H / Light scene 1 / Horizontal illuminance	293
Stand 85 - H / Light scene 1 / Horizontal illuminance	294
Stand 75 - H / Light scene 1 / Horizontal illuminance	295
Other Apron Areas - A15 / Light scene 1 / Horizontal illuminance	296
Other Apron Areas - A25 / Light scene 1 / Horizontal illuminance	297
Other Apron Areas - A35 / Light scene 1 / Horizontal illuminance	298
Other Apron Areas - A45 / Light scene 1 / Horizontal illuminance	299
Other Apron Areas - A55 / Light scene 1 / Horizontal illuminance	300
Other Apron Areas - A75 / Light scene 1 / Horizontal illuminance	301
Other Apron Areas - A65 / Light scene 1 / Horizontal illuminance	302
East Parking Area - North Apron / Light scene 1 / Horizontal illuminance	303
West Parking Area - North Apron / Light scene 1 / Horizontal illuminance	304
Stand 15 - V / Light scene 1 / Vertical illuminance	305
Stand 15 - V / Light scene 1 / Vertical illuminance	306
Stand 25 - V / Light scene 1 / Vertical illuminance	307
Stand 25 - V / Light scene 1 / Vertical illuminance	308
Stand 35 - V / Light scene 1 / Vertical illuminance	309
Stand 35 - V / Light scene 1 / Vertical illuminance	310
Stand 45 - V / Light scene 1 / Vertical illuminance	311
Stand 45 - V / Light scene 1 / Vertical illuminance	312
Stand 55 - V / Light scene 1 / Vertical illuminance	313
Stand 55 - V / Light scene 1 / Vertical illuminance	314
Stand 65 - V / Light scene 1 / Vertical illuminance	315
Stand 65 - V / Light scene 1 / Vertical illuminance	316
Stand 75 - V / Light scene 1 / Vertical illuminance	317
Stand 75 - V / Light scene 1 / Vertical illuminance	318
Stand 85 - V / Light scene 1 / Vertical illuminance	319
Stand 85 - V / Light scene 1 / Vertical illuminance	320
Other Apron Areas - A11 / Light scene 1 / Horizontal illuminance	321
Other Apron Areas - East Stand I05 / Light scene 1 / Horizontal illuminance	322
Other Apron Areas - Between Stand I02/I03 / Light scene 1 / Horizontal illuminance	323
Other Apron Areas - West Stand I01 / Light scene 1 / Horizontal illuminance	324

Table of Contents

Other Apron Areas - Between Stand I04/I05 / Light scene 1 / Horizontal illuminance	325
Other Apron Areas - Between Stand I03/I04 / Light scene 1 / Horizontal illuminance	326
Other Apron Areas - Between Stand I01/I02 / Light scene 1 / Horizontal illuminance	327
Glossary	328

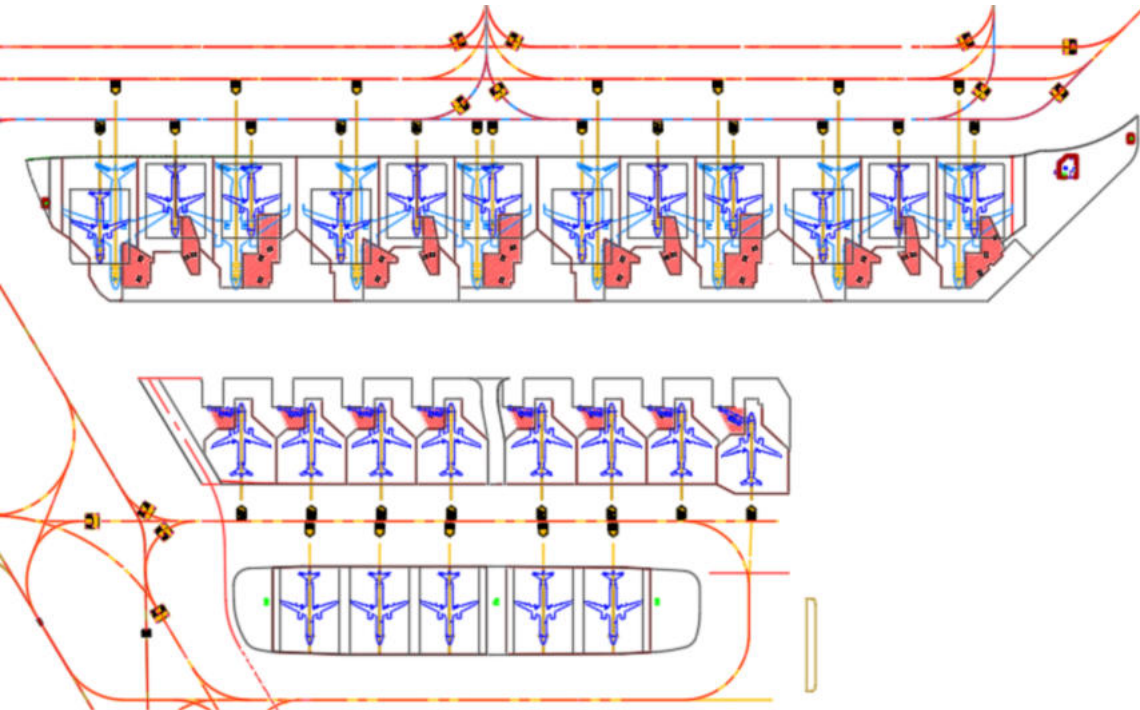
Contacts



Airport Systems Engineer
Lindokuhle Tshuma

NACO
South Africa

T +27765672163
lindokuhle.tshuma@haskoning
.com



Description

ZHR-Dock-A- Apron Floodlighting Simulation

Maintenance Factor 0.8

AFL Masts Heights

North Apron : AFL Mast Height = 18m, 20m, 26m

South Apron : AFL Mast Height = 18m, 26m

Remote Apron : AFL Mast Height = 18m, 28m

Luminaires

CCT 4000K

CRI 70

Supplier - Ewo

R1 gen4_AP04-L-FCO-128led

R1 gen4_AP04-R-FCO-128led

R1 gen4_AP04-LR-FCO-128led

R2 gen4_AP10-L-FCO-240led

R2 gen4_AP10-R-FCO-240led

R2 gen4_AP10-L-FCO-336led

R2 gen4_AP10-R-FCO-336led

R2 gen4_AP10-LR-FCO-336led

Airport Systems Engineer

Lindokuhle Tshuma

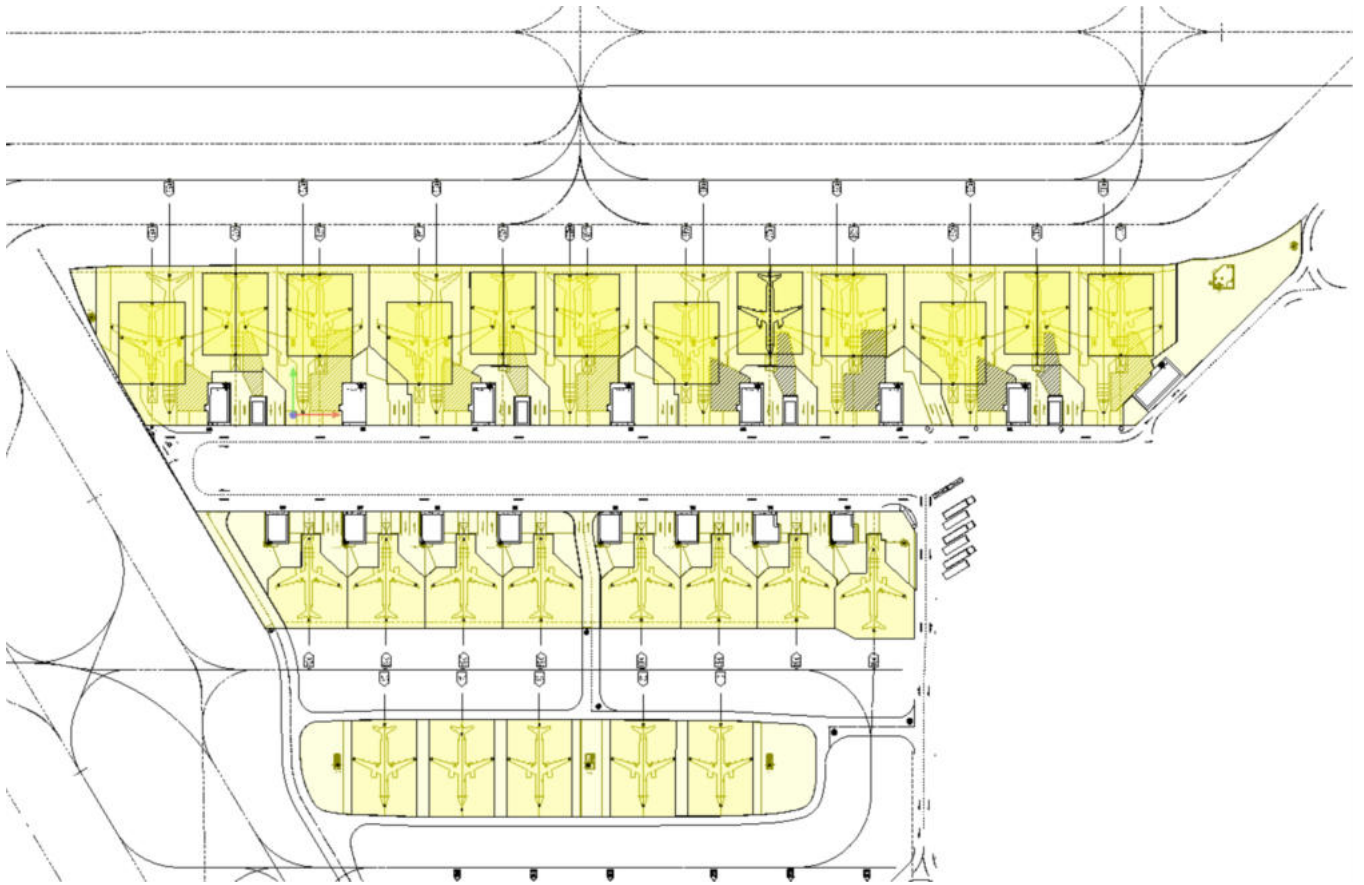
NACO

South Africa

T +27765672163

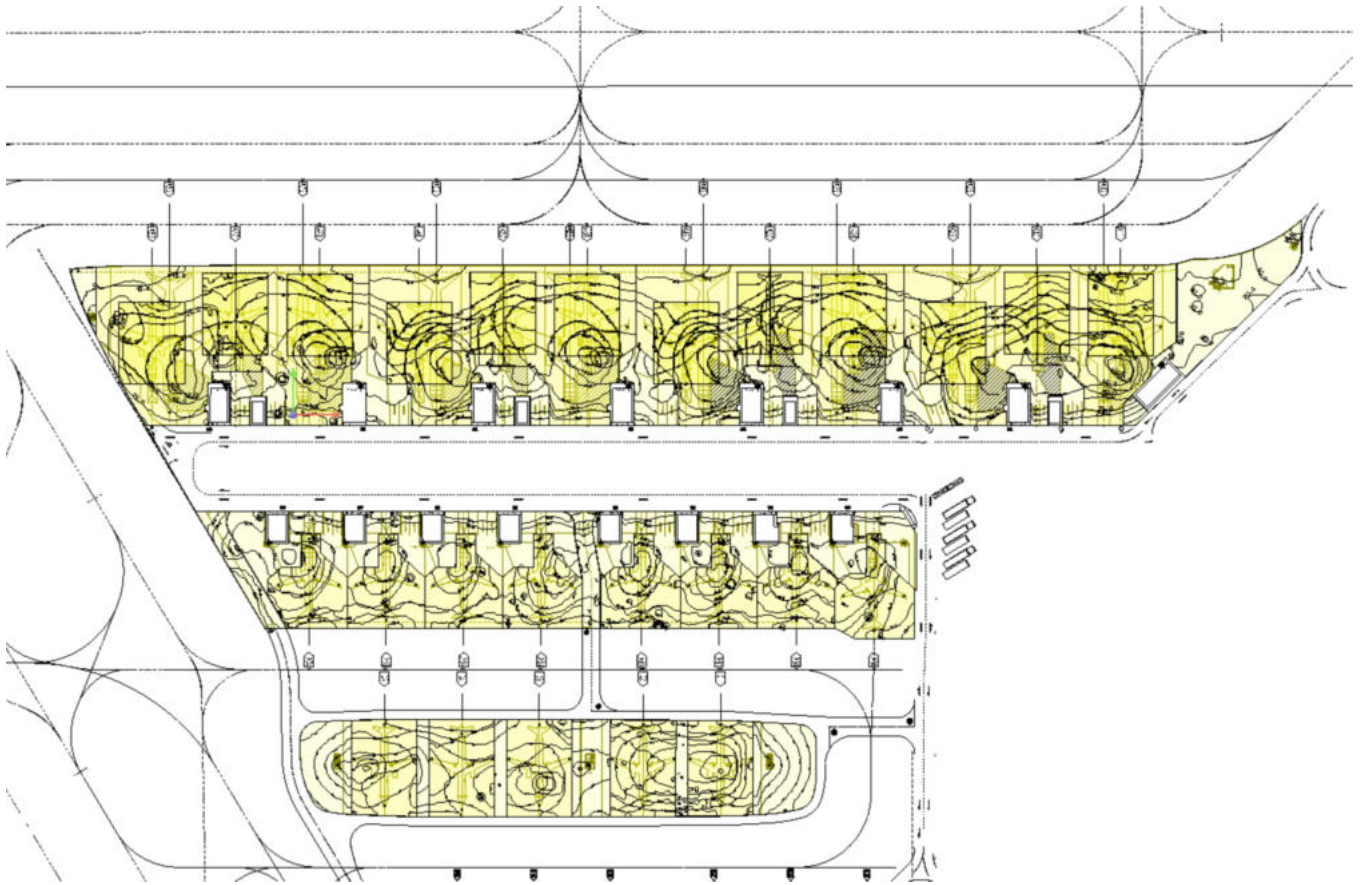
lindokuhle.tshuma@haskoning.com

Images



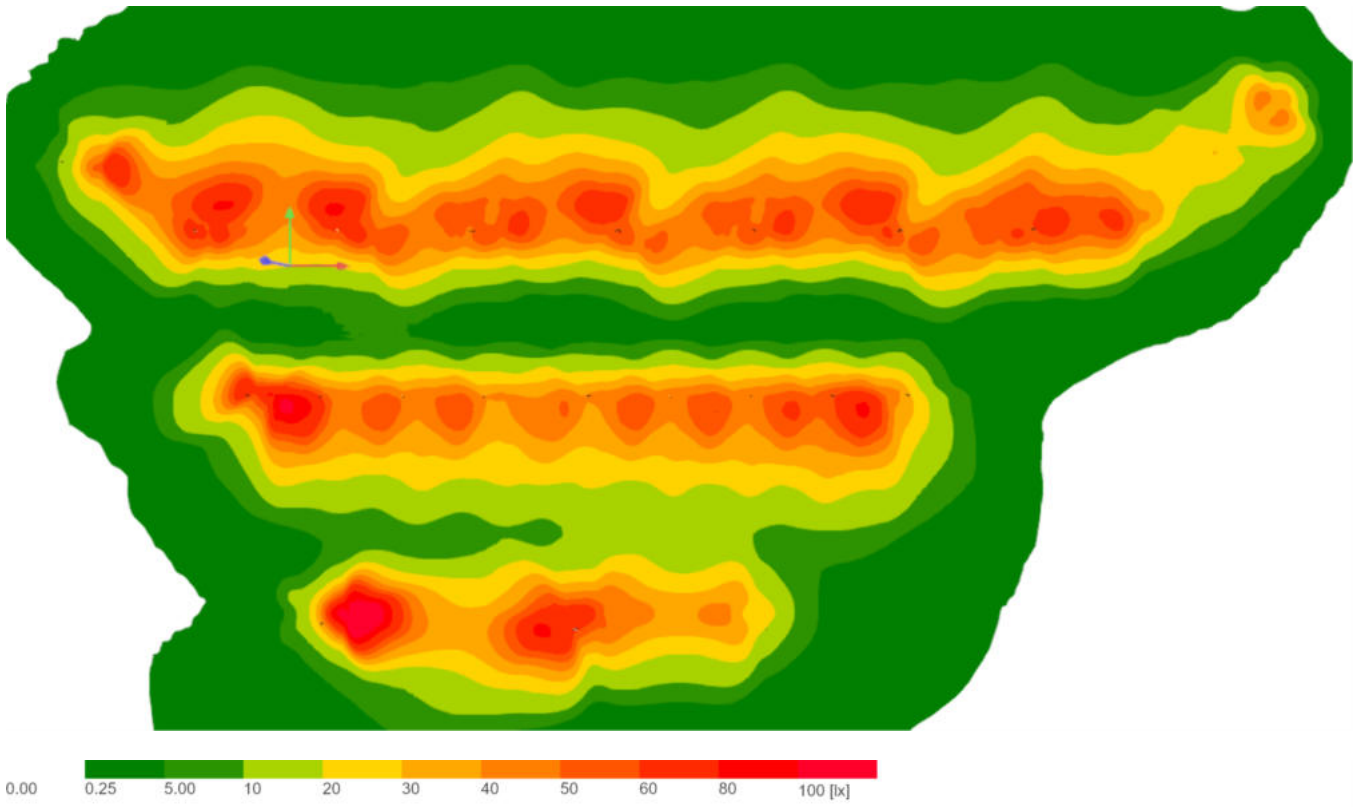
2D Layout

Images



Site Layout

Images



False Colors - Report

Luminaire list

 Φ_{total}

5402404 lm

 P_{total}

40234.0 W

Luminous efficacy

134.3 lm/W

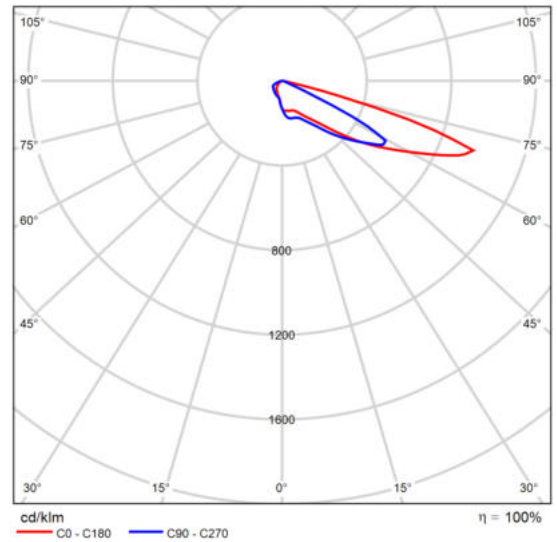
pcs.	Manufacturer	Article No.	Article name	P	Φ	Luminous efficacy
8	ewo		ewo_R1 gen4_AP04-L-FCO-128led	309.0 W	44706 lm	144.7 lm/W
13	ewo		ewo_R1 gen4_AP04-LR-FCO-128led	309.0 W	44706 lm	144.7 lm/W
1	ewo		ewo_R1 gen4_AP04-R-FCO-128led	309.0 W	44706 lm	144.7 lm/W
17	ewo		ewo_R2 gen4 240 LED_AP10-L-FCO-240led	587.0 W	77213 lm	131.5 lm/W
22	ewo		ewo_R2 gen4 240 LED_AP10-R-FCO-240led	587.0 W	77213 lm	131.5 lm/W
6	ewo		ewo_R2 gen4 336 LED_AP10-L-FCO-336led	811.0 W	108097 lm	133.3 lm/W
2	ewo		ewo_R2 gen4 336 LED_AP10-LR-FCO-336led	811.0 W	109249 lm	134.7 lm/W
5	ewo		ewo_R2 gen4 336 LED_AP10-R-FCO-336led	811.0 W	108097 lm	133.3 lm/W

Product data sheet

ewo - ewo_R1 gen4_AP04-L-FCO-128led



P	309.0 W
Φ_{Lamp}	44706 lm
$\Phi_{Luminaire}$	44706 lm
η	100.00 %
Luminous efficacy	144.7 lm/W
CCT	4000 K
CRI	70



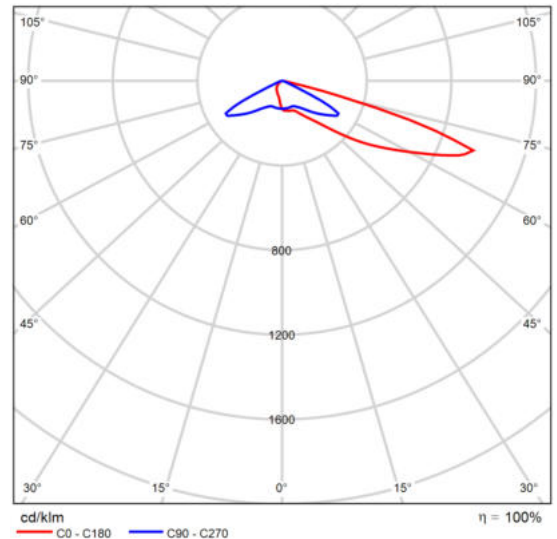
Polar LDC

Product data sheet

ewo - ewo_R1 gen4_AP04-LR-FCO-128led



P	309.0 W
Φ_{Lamp}	44706 lm
$\Phi_{Luminaire}$	44706 lm
η	100.00 %
Luminous efficacy	144.7 lm/W
CCT	4000 K
CRI	70



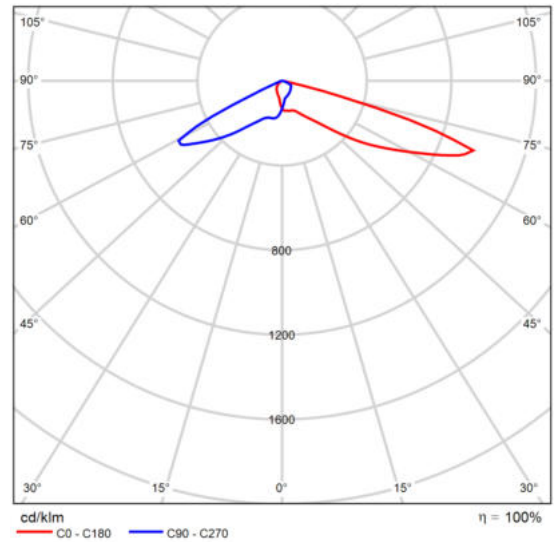
Polar LDC

Product data sheet

ewo - ewo_R1 gen4_AP04-R-FCO-128led



P	309.0 W
Φ_{Lamp}	44706 lm
$\Phi_{Luminaire}$	44706 lm
η	100.00 %
Luminous efficacy	144.7 lm/W
CCT	4000 K
CRI	70



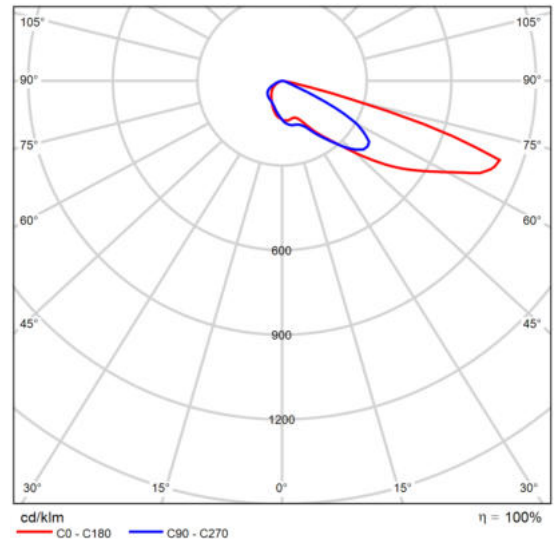
Polar LDC

Product data sheet

ewo - ewo_R2 gen4 240 LED_AP10-L-FCO-240led



P	587.0 W
Φ_{Lamp}	77212 lm
$\Phi_{Luminaire}$	77213 lm
η	100.00 %
Luminous efficacy	131.5 lm/W
CCT	4000 K
CRI	70



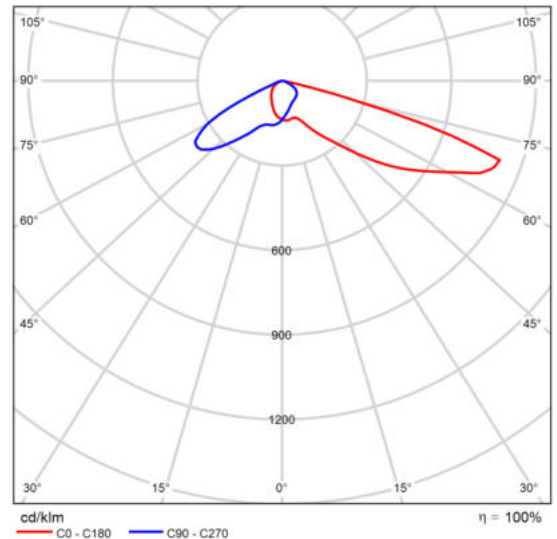
Polar LDC

Product data sheet

ewo - ewo_R2 gen4 240 LED_AP10-R-FCO-240led



P	587.0 W
Φ_{Lamp}	77212 lm
$\Phi_{Luminaire}$	77213 lm
η	100.00 %
Luminous efficacy	131.5 lm/W
CCT	4000 K
CRI	70



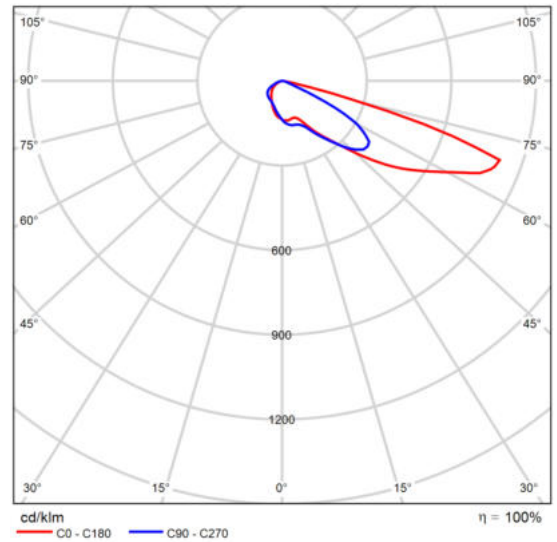
Polar LDC

Product data sheet

ewo - ewo_R2 gen4 336 LED_AP10-L-FCO-336led



P	811.0 W
Φ_{Lamp}	108096 lm
$\Phi_{Luminaire}$	108097 lm
η	100.00 %
Luminous efficacy	133.3 lm/W
CCT	4000 K
CRI	70



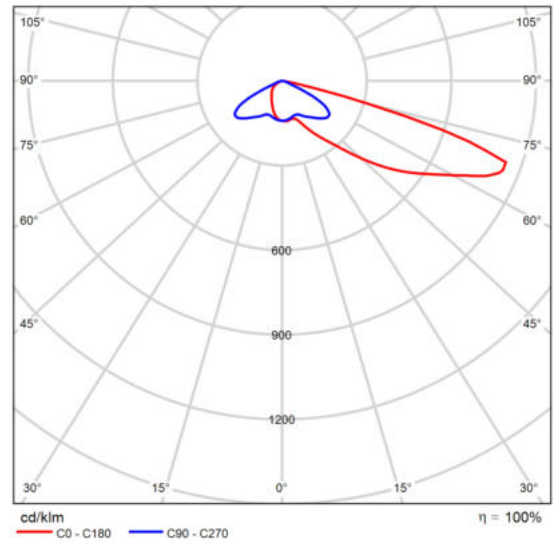
Polar LDC

Product data sheet

ewo - ewo_R2 gen4 336 LED_AP10-LR-FCO-336led



P	811.0 W
Φ_{Lamp}	109464 lm
$\Phi_{Luminaire}$	109249 lm
η	99.80 %
Luminous efficacy	134.7 lm/W
CCT	4000 K
CRI	70



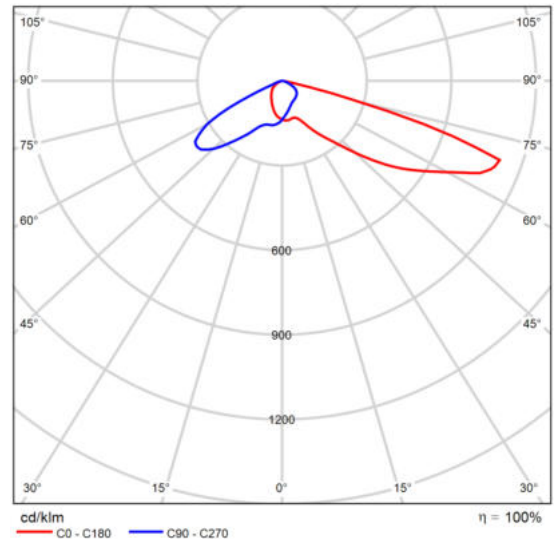
Polar LDC

Product data sheet

ewo - ewo_R2 gen4 336 LED_AP10-R-FCO-336led



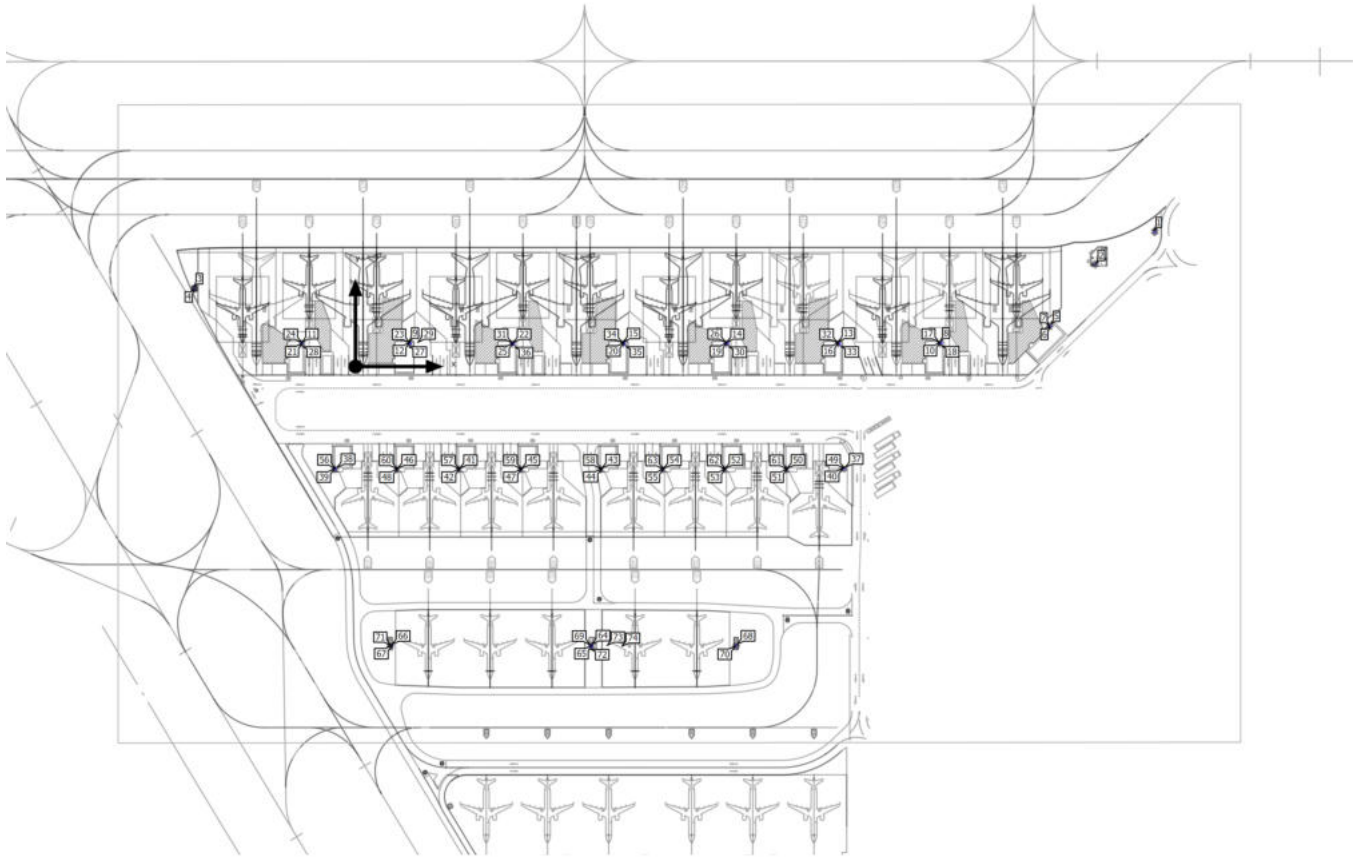
P	811.0 W
Φ_{Lamp}	108096 lm
$\Phi_{Luminaire}$	108097 lm
η	100.00 %
Luminous efficacy	133.3 lm/W
CCT	4000 K
CRI	70



Polar LDC

Site 1

Luminaire layout plan



Site 1

Luminaire layout plan



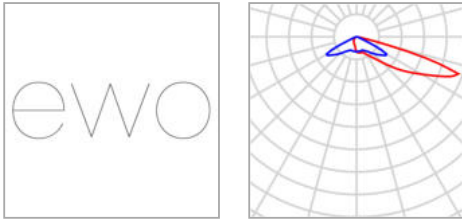
Manufacturer	ewo	P	309.0 W
Article name	ewo_R1 gen4_AP04-L-FCO-128led	Φ _{Luminaire}	44706 lm
Fitting	1x 70CRI-4000K-800mA-id38		

Individual luminaires

X	Y	Mounting height	Housing rotation	MF	Luminaire
-13.400 m	-70.261 m	18.000 m	0.0° / -0.0° / -55.0°	0.80	38
71.335 m	-70.507 m	26.000 m	0.0° / -0.0° / -60.0°	0.80	42
168.944 m	-70.525 m	26.000 m	0.0° / -0.0° / -60.0°	0.80	44
113.903 m	-70.616 m	26.000 m	0.0° / -0.0° / -60.0°	0.80	47
28.703 m	-70.620 m	26.000 m	0.0° / -0.0° / -60.0°	0.80	48
296.432 m	-70.648 m	26.000 m	0.0° / -0.0° / -60.0°	0.80	51
253.924 m	-70.699 m	26.000 m	0.0° / -0.0° / -60.0°	0.80	53
211.431 m	-70.718 m	26.000 m	0.0° / -0.0° / -60.0°	0.80	55

Site 1

Luminaire layout plan



Manufacturer	ewo	P	309.0 W
Article name	ewo_R1 gen4_AP04-LR-FCO-128led	Φ _{Luminaire}	44706 lm
Fitting	1x 70CRI-4000K-800mA-id38		

Individual luminaires

X	Y	Mounting height	Housing rotation	MF	Luminaire
508.150 m	70.351 m	18.000 m	0.0° / -2.5° / -120.0°	0.80	2
-110.913 m	53.605 m	20.000 m	-0.0° / -2.5° / 29.1°	0.80	3
477.609 m	28.050 m	26.000 m	-0.0° / -2.5° / 115.0°	0.80	5
-37.209 m	16.202 m	26.000 m	0.0° / -0.0° / 90.0°	0.80	11
37.117 m	15.675 m	26.000 m	0.0° / -2.5° / 90.0°	0.80	23
335.568 m	-70.632 m	26.000 m	0.0° / -0.0° / -90.0°	0.80	49
71.090 m	-70.828 m	26.000 m	0.0° / -0.0° / -90.0°	0.80	57
168.700 m	-70.845 m	26.000 m	0.0° / -0.0° / -90.0°	0.80	58
113.659 m	-70.937 m	26.000 m	0.0° / -0.0° / -90.0°	0.80	59
28.458 m	-70.941 m	26.000 m	0.0° / -0.0° / -90.0°	0.80	60
296.187 m	-70.969 m	26.000 m	0.0° / -0.0° / -90.0°	0.80	61
253.680 m	-71.020 m	26.000 m	0.0° / -0.0° / -90.0°	0.80	62

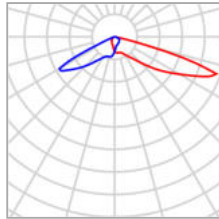
Site 1

Luminaire layout plan

X	Y	Mounting height	Housing rotation	MF	Luminaire
211.186 m	-71.039 m	26.000 m	0.0° / -0.0° / -90.0°	0.80	63

Site 1

Luminaire layout plan




Manufacturer	ewo	P	309.0 W
Article name	ewo_R1 gen4_AP04-R-FCO-128led	Φ _{Luminaire}	44706 lm
Fitting	1x 70CRI-4000K-800mA-id38		

Individual luminaires

X	Y	Mounting height	Housing rotation	MF	Luminaire
161.772 m	-193.010 m	28.000 m	0.0° / -7.0° / -140.0°	0.80	74

Site 1

Luminaire layout plan



Manufacturer	ewo	P	587.0 W
Article name	ewo_R2 gen4 240 LED_AP10-L-FCO- 240led	Φ _{Luminaire}	77213 lm
Fitting	1x 70CRI-4000K- 800mA-id35		

Individual luminaires

X	Y	Mounting height	Housing rotation	MF	Luminaire
476.896 m	27.760 m	26.000 m	-0.0° / -2.5° / 137.0°	0.80	6
476.569 m	27.029 m	26.000 m	-0.0° / -2.5° / 160.0°	0.80	7
36.652 m	16.273 m	26.000 m	-0.0° / -2.5° / 115.0°	0.80	9
401.935 m	16.211 m	26.000 m	-0.0° / -2.5° / 70.0°	0.80	10
37.537 m	16.180 m	26.000 m	0.0° / -2.5° / 60.0°	0.80	12
331.235 m	16.046 m	26.000 m	-0.0° / -2.5° / 115.0°	0.80	13
183.614 m	15.966 m	26.000 m	-0.0° / -2.5° / 115.0°	0.80	15
332.121 m	15.952 m	26.000 m	0.0° / -2.5° / 60.0°	0.80	16
400.441 m	15.913 m	26.000 m	-0.0° / -2.5° / 140.0°	0.80	17
255.230 m	15.874 m	26.000 m	-0.0° / -2.5° / 70.0°	0.80	19
184.500 m	15.873 m	26.000 m	0.0° / -2.5° / 60.0°	0.80	20

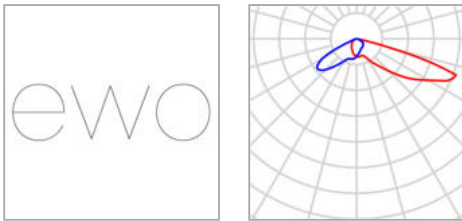
Site 1

Luminaire layout plan

X	Y	Mounting height	Housing rotation	MF	Luminaire
108.329 m	15.640 m	26.000 m	-0.0° / -2.5° / 70.0°	0.80	25
253.663 m	15.640 m	26.000 m	-0.0° / -2.5° / 125.0°	0.80	26
106.763 m	15.406 m	26.000 m	-0.0° / -2.5° / 125.0°	0.80	31
-13.964 m	-70.782 m	18.000 m	0.0° / -0.0° / -90.0°	0.80	56
260.935 m	-192.259 m	28.000 m	0.0° / -0.0° / 165.0°	0.80	70
162.471 m	-192.505 m	28.000 m	-0.0° / -7.0° / -15.0°	0.80	73

Site 1

Luminaire layout plan



Manufacturer	ewo	P	587.0 W
Article name	ewo_R2 gen4 240 LED_AP10-R-FCO- 240led	$\Phi_{\text{Luminaire}}$	77213 lm
Fitting	1x 70CRI-4000K- 800mA-id35		

Individual luminaires

X	Y	Mounting height	Housing rotation	MF	Luminaire
401.204 m	16.333 m	26.000 m	0.0° / -2.5° / 85.0°	0.80	8
254.457 m	15.994 m	26.000 m	-0.0° / -2.5° / 80.0°	0.80	14
402.621 m	15.898 m	26.000 m	0.0° / -2.5° / 45.0°	0.80	18
107.557 m	15.760 m	26.000 m	-0.0° / -2.5° / 80.0°	0.80	22
36.097 m	15.622 m	26.000 m	0.0° / -2.5° / 160.0°	0.80	27
255.883 m	15.504 m	26.000 m	-0.0° / -2.5° / 50.0°	0.80	30
330.680 m	15.395 m	26.000 m	0.0° / -2.5° / 160.0°	0.80	32
183.060 m	15.316 m	26.000 m	0.0° / -2.5° / 160.0°	0.80	34
108.982 m	15.270 m	26.000 m	-0.0° / -2.5° / 50.0°	0.80	36
335.558 m	-70.161 m	26.000 m	0.0° / -0.0° / -90.0°	0.80	37
-14.728 m	-70.297 m	18.000 m	0.0° / -0.0° / -150.0°	0.80	39
334.760 m	-70.308 m	26.000 m	0.0° / -0.0° / -120.0°	0.80	40

Site 1

Luminaire layout plan

X	Y	Mounting height	Housing rotation	MF	Luminaire
70.531 m	-70.496 m	26.000 m	0.0° / -0.0° / -120.0°	0.80	41
168.140 m	-70.513 m	26.000 m	0.0° / -0.0° / -120.0°	0.80	43
113.099 m	-70.604 m	26.000 m	0.0° / -0.0° / -120.0°	0.80	45
27.899 m	-70.609 m	26.000 m	0.0° / -0.0° / -120.0°	0.80	46
295.628 m	-70.636 m	26.000 m	0.0° / -0.0° / -120.0°	0.80	50
253.120 m	-70.687 m	26.000 m	0.0° / -0.0° / -120.0°	0.80	52
210.627 m	-70.706 m	26.000 m	0.0° / -0.0° / -120.0°	0.80	54
162.365 m	-191.708 m	28.000 m	-0.0° / -7.0° / 15.0°	0.80	65
24.927 m	-191.745 m	18.000 m	0.0° / -7.0° / 19.0°	0.80	67
261.385 m	-191.906 m	28.000 m	0.0° / -0.0° / -162.0°	0.80	68

Site 1

Luminaire layout plan



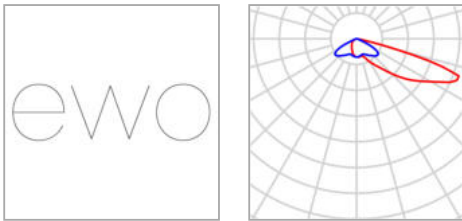
Manufacturer	ewo	P	811.0 W
Article name	ewo_R2 gen4 336 LED_AP10-L-FCO- 336led	Φ _{Luminaire}	108097 lm
Fitting	1x 70CRI-4000K- 800mA-id35		

Individual luminaires

X	Y	Mounting height	Housing rotation	MF	Luminaire
-110.719 m	53.383 m	20.000 m	0.0° / -2.5° / -43.0°	0.80	4
-36.970 m	15.853 m	26.000 m	0.0° / -0.0° / 50.0°	0.80	21
-37.476 m	15.664 m	26.000 m	0.0° / -0.0° / 135.0°	0.80	24
161.562 m	-191.630 m	28.000 m	0.0° / -7.0° / -180.0°	0.80	64
24.147 m	-191.711 m	18.000 m	0.0° / -7.0° / -20.0°	0.80	66
160.965 m	-192.003 m	28.000 m	0.0° / -7.0° / -180.0°	0.80	69

Site 1

Luminaire layout plan



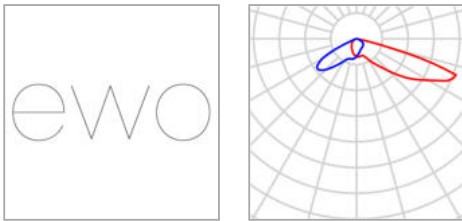
Manufacturer	ewo	P	811.0 W
Article name	ewo_R2 gen4 336 LED_AP10-LR-FCO- 336led	Φ _{Luminaire}	109249 lm
Fitting	1x 70CRI-4000K- 800mA-id35		

Individual luminaires

X	Y	Mounting height	Housing rotation	MF	Luminaire
548.924 m	92.473 m	18.000 m	-0.0° / -2.5° / - 135.0°	0.80	1
-36.581 m	15.617 m	26.000 m	0.0° / -0.0° / 40.0°	0.80	28

Site 1

Luminaire layout plan



Manufacturer	ewo	P	811.0 W
Article name	ewo_R2 gen4 336 LED_AP10-R-FCO- 336led	Φ _{Luminaire}	108097 lm
Fitting	1x 70CRI-4000K- 800mA-id35		

Individual luminaires

X	Y	Mounting height	Housing rotation	MF	Luminaire
38.075 m	15.598 m	26.000 m	0.0° / -2.5° / 30.0°	0.80	29
332.659 m	15.371 m	26.000 m	0.0° / -2.5° / 30.0°	0.80	33
185.038 m	15.292 m	26.000 m	0.0° / -2.5° / 30.0°	0.80	35
24.121 m	-192.300 m	18.000 m	-0.0° / -7.0° / 20.0°	0.80	71
161.565 m	-192.325 m	28.000 m	0.0° / -7.0° / -140.0°	0.80	72

Site 1

Luminaire list Φ_{total}

5402404 lm

 P_{total}

40234.0 W

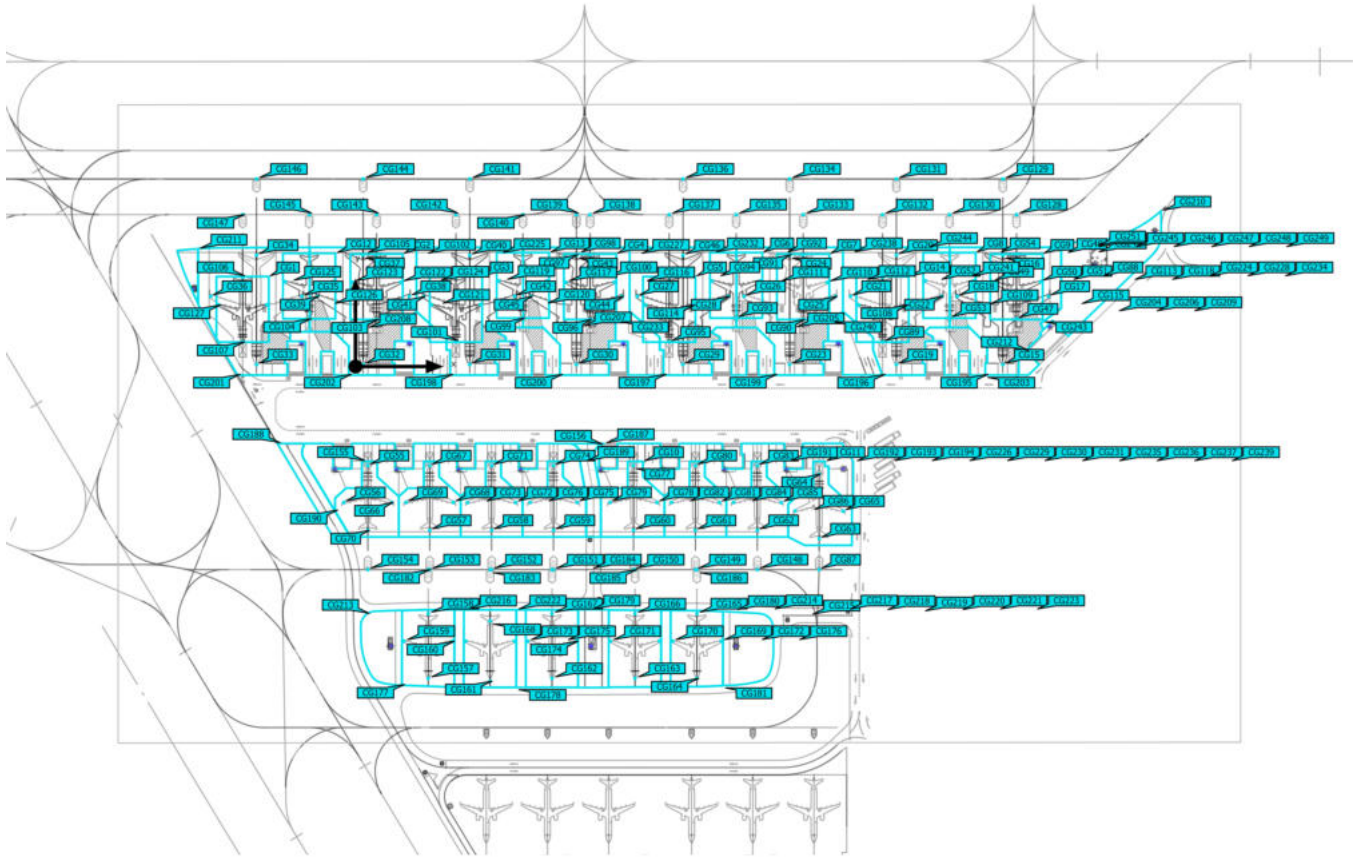
Luminous efficacy

134.3 lm/W

pcs.	Manufacturer	Article No.	Article name	P	Φ	Luminous efficacy
8	ewo		ewo_R1 gen4_AP04-L-FCO-128led	309.0 W	44706 lm	144.7 lm/W
13	ewo		ewo_R1 gen4_AP04-LR-FCO-128led	309.0 W	44706 lm	144.7 lm/W
1	ewo		ewo_R1 gen4_AP04-R-FCO-128led	309.0 W	44706 lm	144.7 lm/W
17	ewo		ewo_R2 gen4 240 LED_AP10-L-FCO-240led	587.0 W	77213 lm	131.5 lm/W
22	ewo		ewo_R2 gen4 240 LED_AP10-R-FCO-240led	587.0 W	77213 lm	131.5 lm/W
6	ewo		ewo_R2 gen4 336 LED_AP10-L-FCO-336led	811.0 W	108097 lm	133.3 lm/W
2	ewo		ewo_R2 gen4 336 LED_AP10-LR-FCO-336led	811.0 W	109249 lm	134.7 lm/W
5	ewo		ewo_R2 gen4 336 LED_AP10-R-FCO-336led	811.0 W	108097 lm	133.3 lm/W

Site 1 (Light scene 1)

Calculation objects



Site 1 (Light scene 1)

Calculation objects

Calculation surfaces

Properties	\bar{E}	E_{\min}	E_{\max}	$U_o (g_1)$	g_2	Index
East GSE Road - South Apron Horizontal illuminance Height: 0.000 m	27.1 lx	10.3 lx	63.0 lx	0.38	0.16	CG188
East Parking Area - North Apron Horizontal illuminance Height: 0.000 m	25.3 lx	10.8 lx	45.2 lx	0.43	0.24	CG210
Other Apron Areas - A11 Horizontal illuminance Height: 0.000 m	21.4 lx	12.3 lx	37.4 lx	0.57	0.33	CG212
Other Apron Areas - A15 Horizontal illuminance Height: 0.000 m	48.0 lx	16.9 lx	70.7 lx	0.35	0.24	CG203
Other Apron Areas - A25 Horizontal illuminance Height: 0.000 m	47.0 lx	18.3 lx	72.2 lx	0.39	0.25	CG204
Other Apron Areas - A35 Horizontal illuminance Height: 0.000 m	42.4 lx	13.9 lx	66.6 lx	0.33	0.21	CG205
Other Apron Areas - A45 Horizontal illuminance Height: 0.000 m	44.5 lx	17.0 lx	69.3 lx	0.38	0.25	CG206
Other Apron Areas - A55 Horizontal illuminance Height: -0.000 m	43.6 lx	14.4 lx	66.4 lx	0.33	0.22	CG207
Other Apron Areas - A65 Horizontal illuminance Height: -0.000 m	48.9 lx	18.1 lx	75.8 lx	0.37	0.24	CG209
Other Apron Areas - A75 Horizontal illuminance Height: -0.000 m	38.7 lx	13.9 lx	80.9 lx	0.36	0.17	CG208
Other Apron Areas - Between Stand I01/I02 Horizontal illuminance Height: -0.000 m	29.6 lx	16.0 lx	89.6 lx	0.54	0.18	CG218

Site 1 (Light scene 1)

Calculation objects

Other Apron Areas - Between Stand I02/I03 Horizontal illuminance Height: -0.000 m	45.5 lx	19.4 lx	75.4 lx	0.43	0.26	CG214
Other Apron Areas - Between Stand I03/I04 Horizontal illuminance Height: -0.000 m	35.6 lx	18.3 lx	111 lx	0.51	0.16	CG217
Other Apron Areas - Between Stand I04/I05 Horizontal illuminance Height: -0.000 m	35.0 lx	15.5 lx	48.1 lx	0.44	0.32	CG216
Other Apron Areas - East Stand I05 Horizontal illuminance Height: -0.000 m	34.3 lx	6.46 lx	109 lx	0.19	0.059	CG213
Other Apron Areas - South Apron A Horizontal illuminance Height: 0.000 m	40.3 lx	13.4 lx	113 lx	0.33	0.12	CG156
Other Apron Areas - South Apron B Horizontal illuminance Height: 0.000 m	41.6 lx	13.4 lx	109 lx	0.32	0.12	CG190
Other Apron Areas - West Stand I01 Horizontal illuminance Height: -0.000 m	14.5 lx	5.62 lx	29.3 lx	0.39	0.19	CG215
Service Road - South Apron Horizontal illuminance Height: 0.000 m	31.1 lx	14.1 lx	47.4 lx	0.45	0.30	CG187
Stand 15 - H Horizontal illuminance Height: 0.000 m	33.1 lx	8.57 lx	67.5 lx	0.26	0.13	CG195
Stand 15 - V Vertical illuminance Rotation: 0.0°, Height: 2.000 m	27.7 lx	5.83 lx	63.2 lx	0.21	0.092	CG251
Stand 15 - V Vertical illuminance Rotation: 180.0°, Height: 2.000 m	25.7 lx	6.47 lx	69.0 lx	0.25	0.094	CG251
Stand 25 - H Horizontal illuminance Height: 0.000 m	30.1 lx	8.64 lx	58.4 lx	0.29	0.15	CG196

Site 1 (Light scene 1)

Calculation objects

Stand 25 - V Vertical illuminance Rotation: 0.0°, Height: 2.000 m	24.3 lx	3.09 lx	52.9 lx	0.13	0.058	CG250
Stand 25 - V Vertical illuminance Rotation: 180.0°, Height: 2.000 m	20.4 lx	2.83 lx	48.2 lx	0.14	0.059	CG250
Stand 35 - H Horizontal illuminance Height: 0.000 m	37.2 lx	11.3 lx	77.8 lx	0.30	0.15	CG199
Stand 35 - V Vertical illuminance Rotation: 0.0°, Height: 2.000 m	29.6 lx	3.40 lx	69.5 lx	0.11	0.049	CG249
Stand 35 - V Vertical illuminance Rotation: 180.0°, Height: 2.000 m	26.4 lx	5.25 lx	65.7 lx	0.20	0.080	CG249
Stand 45 - H Horizontal illuminance Height: 0.000 m	29.2 lx	8.85 lx	59.2 lx	0.30	0.15	CG197
Stand 45 - V Vertical illuminance Rotation: 0.0°, Height: 2.000 m	21.1 lx	7.63 lx	48.2 lx	0.36	0.16	CG248
Stand 45 - V Vertical illuminance Rotation: 180.0°, Height: 2.000 m	20.2 lx	2.73 lx	47.4 lx	0.14	0.058	CG248
Stand 55 - H Horizontal illuminance Height: 0.000 m	37.0 lx	12.3 lx	76.4 lx	0.33	0.16	CG200
Stand 55 - V Vertical illuminance Rotation: 0.0°, Height: 2.000 m	27.9 lx	7.99 lx	63.8 lx	0.29	0.13	CG247
Stand 55 - V Vertical illuminance Rotation: 180.0°, Height: 2.000 m	26.2 lx	5.12 lx	65.2 lx	0.20	0.079	CG247
Stand 65 - H Horizontal illuminance Height: 0.000 m	29.6 lx	8.58 lx	59.4 lx	0.29	0.14	CG198

Site 1 (Light scene 1)

Calculation objects

Stand 65 - V Vertical illuminance Rotation: 0.0°, Height: 2.000 m	21.1 lx	7.59 lx	48.0 lx	0.36	0.16	CG246
Stand 65 - V Vertical illuminance Rotation: 180.0°, Height: 2.000 m	20.0 lx	2.36 lx	54.5 lx	0.12	0.043	CG246
Stand 75 - H Horizontal illuminance Height: 0.000 m	40.0 lx	10.9 lx	98.8 lx	0.27	0.11	CG202
Stand 75 - V Vertical illuminance Rotation: 0.0°, Height: 2.000 m	29.2 lx	7.85 lx	69.5 lx	0.27	0.11	CG245
Stand 75 - V Vertical illuminance Rotation: 180.0°, Height: 2.000 m	23.1 lx	3.24 lx	47.0 lx	0.14	0.069	CG245
Stand 85 - H Horizontal illuminance Height: 0.000 m	38.0 lx	9.34 lx	84.0 lx	0.25	0.11	CG201
Stand 85 - V Vertical illuminance Rotation: 0.0°, Height: 2.000 m	27.0 lx	4.12 lx	64.6 lx	0.15	0.064	CG244
Stand 85 - V Vertical illuminance Rotation: 180.0°, Height: 2.000 m	25.7 lx	1.67 lx	77.4 lx	0.065	0.022	CG244
Stand A11 - H Horizontal illuminance Height: -0.000 m	28.2 lx	10.6 lx	56.3 lx	0.38	0.19	CG9
Stand A11 - V Vertical illuminance Rotation: 0.0°, Height: 2.000 m	25.4 lx	7.53 lx	67.6 lx	0.30	0.11	CG243
Stand A11 - V Vertical illuminance Rotation: 180.0°, Height: 2.000 m	23.3 lx	9.26 lx	51.2 lx	0.40	0.18	CG243
Stand A17 - H Horizontal illuminance Height: -0.000 m	33.5 lx	11.7 lx	57.7 lx	0.35	0.20	CG8

Site 1 (Light scene 1)

Calculation objects

Stand A17 - V Vertical illuminance Rotation: 0.0°, Height: 2.000 m	25.3 lx	12.7 lx	43.2 lx	0.50	0.29	CG242
Stand A17 - V Vertical illuminance Rotation: 180.0°, Height: 2.000 m	20.4 lx	3.09 lx	54.3 lx	0.15	0.057	CG242
Stand A29 - H Horizontal illuminance Height: -0.000 m	32.3 lx	13.4 lx	54.9 lx	0.41	0.24	CG14
Stand A29 - V Vertical illuminance Rotation: 0.0°, Height: 2.000 m	29.1 lx	11.3 lx	53.3 lx	0.39	0.21	CG241
Stand A29 - V Vertical illuminance Rotation: 180.0°, Height: 2.000 m	24.8 lx	6.94 lx	49.5 lx	0.28	0.14	CG241
Stand A31 - H Horizontal illuminance Height: -0.000 m	39.0 lx	15.2 lx	77.5 lx	0.39	0.20	CG7
Stand A31 - V Vertical illuminance Rotation: 0.0°, Height: 2.000 m	34.4 lx	7.78 lx	69.1 lx	0.23	0.11	CG240
Stand A31 - V Vertical illuminance Rotation: 180.0°, Height: 2.000 m	26.0 lx	12.8 lx	50.7 lx	0.49	0.25	CG240
Stand A34 - H Horizontal illuminance Height: -0.000 m	44.2 lx	17.0 lx	92.2 lx	0.38	0.18	CG11
Stand A34 - V Vertical illuminance Rotation: 0.0°, Height: 2.000 m	24.8 lx	1.36 lx	58.0 lx	0.055	0.023	CG239
Stand A34 - V Vertical illuminance Rotation: 180.0°, Height: 2.000 m	26.6 lx	15.3 lx	89.6 lx	0.58	0.17	CG239
Stand A37 - H Horizontal illuminance Height: -0.000 m	31.9 lx	11.6 lx	55.2 lx	0.36	0.21	CG6

Site 1 (Light scene 1)

Calculation objects

Stand A37 - V Vertical illuminance Rotation: 0.0°, Height: 2.000 m	21.5 lx	12.2 lx	35.1 lx	0.57	0.35	CG238
Stand A37 - V Vertical illuminance Rotation: 180.0°, Height: 2.000 m	20.2 lx	3.00 lx	56.8 lx	0.15	0.053	CG238
Stand A38 - H Horizontal illuminance Height: -0.000 m	42.2 lx	24.8 lx	68.4 lx	0.59	0.36	CG191
Stand A38 - V Vertical illuminance Rotation: 0.0°, Height: 2.000 m	34.6 lx	22.1 lx	46.7 lx	0.64	0.47	CG237
Stand A38 - V Vertical illuminance Rotation: 180.0°, Height: 2.000 m	26.8 lx	17.8 lx	39.8 lx	0.66	0.45	CG237
Stand A44 - H Horizontal illuminance Height: -0.000 m	40.3 lx	23.8 lx	104 lx	0.59	0.23	CG192
Stand A44 - V Vertical illuminance Rotation: 0.0°, Height: 2.000 m	31.0 lx	20.6 lx	42.9 lx	0.66	0.48	CG236
Stand A44 - V Vertical illuminance Rotation: 180.0°, Height: 2.000 m	26.4 lx	17.4 lx	38.3 lx	0.66	0.45	CG236
Stand A48 - H Horizontal illuminance Height: -0.000 m	38.4 lx	22.1 lx	82.9 lx	0.58	0.27	CG10
Stand A48 - V Vertical illuminance Rotation: 0.0°, Height: 2.000 m	30.6 lx	20.3 lx	42.9 lx	0.66	0.47	CG235
Stand A48 - V Vertical illuminance Rotation: 180.0°, Height: 2.000 m	22.2 lx	13.6 lx	39.3 lx	0.61	0.35	CG235
Stand A49 - H Horizontal illuminance Height: -0.000 m	32.1 lx	15.7 lx	55.4 lx	0.49	0.28	CG5

Site 1 (Light scene 1)

Calculation objects

Stand A49 - V Vertical illuminance Rotation: 0.0°, Height: 2.000 m	26.7 lx	14.5 lx	48.0 lx	0.54	0.30	CG234
Stand A49 - V Vertical illuminance Rotation: 180.0°, Height: 2.000 m	24.8 lx	7.01 lx	49.2 lx	0.28	0.14	CG234
Stand A51 - H Horizontal illuminance Height: -0.000 m	38.8 lx	15.9 lx	76.6 lx	0.41	0.21	CG4
Stand A51 - V Vertical illuminance Rotation: 0.0°, Height: 2.000 m	32.2 lx	9.94 lx	63.4 lx	0.31	0.16	CG233
Stand A51 - V Vertical illuminance Rotation: 180.0°, Height: 2.000 m	25.6 lx	12.5 lx	49.9 lx	0.49	0.25	CG233
Stand A57 - H Horizontal illuminance Height: -0.000 m	31.8 lx	11.5 lx	54.7 lx	0.36	0.21	CG13
Stand A57 - V Vertical illuminance Rotation: 0.0°, Height: 2.000 m	21.5 lx	12.3 lx	34.2 lx	0.57	0.36	CG232
Stand A57 - V Vertical illuminance Rotation: 180.0°, Height: 2.000 m	20.2 lx	2.54 lx	56.5 lx	0.13	0.045	CG232
Stand A58 - H Horizontal illuminance Height: -0.000 m	35.0 lx	22.3 lx	50.1 lx	0.64	0.45	CG193
Stand A58 - V Vertical illuminance Rotation: 0.0°, Height: 2.000 m	29.1 lx	18.8 lx	42.0 lx	0.65	0.45	CG231
Stand A58 - V Vertical illuminance Rotation: 180.0°, Height: 2.000 m	26.0 lx	17.7 lx	45.4 lx	0.68	0.39	CG231
Stand A64 - H Horizontal illuminance Height: -0.000 m	37.0 lx	21.0 lx	79.1 lx	0.57	0.27	CG194

Site 1 (Light scene 1)

Calculation objects

Stand A64 - V Vertical illuminance Rotation: 0.0°, Height: 2.000 m	25.3 lx	15.5 lx	37.5 lx	0.61	0.41	CG230
Stand A64 - V Vertical illuminance Rotation: 180.0°, Height: 2.000 m	26.1 lx	16.8 lx	69.2 lx	0.64	0.24	CG230
Stand A68 - H Horizontal illuminance Height: -0.000 m	37.9 lx	20.1 lx	98.5 lx	0.53	0.20	CG189
Stand A68 - V Vertical illuminance Rotation: 0.0°, Height: 2.000 m	30.2 lx	19.7 lx	42.7 lx	0.65	0.46	CG229
Stand A68 - V Vertical illuminance Rotation: 180.0°, Height: 2.000 m	20.6 lx	6.49 lx	34.5 lx	0.32	0.19	CG229
Stand A69 - H Horizontal illuminance Height: -0.000 m	33.5 lx	15.2 lx	57.5 lx	0.45	0.26	CG3
Stand A69 - V Vertical illuminance Rotation: 0.0°, Height: 2.000 m	26.8 lx	14.4 lx	47.9 lx	0.54	0.30	CG228
Stand A69 - V Vertical illuminance Rotation: 180.0°, Height: 2.000 m	25.6 lx	5.99 lx	55.8 lx	0.23	0.11	CG228
Stand A71 - H Horizontal illuminance Height: -0.000 m	39.3 lx	13.2 lx	82.5 lx	0.34	0.16	CG2
Stand A71 - V Vertical illuminance Rotation: 0.0°, Height: 2.000 m	33.2 lx	9.64 lx	69.0 lx	0.29	0.14	CG227
Stand A71 - V Vertical illuminance Rotation: 180.0°, Height: 2.000 m	20.5 lx	4.33 lx	35.2 lx	0.21	0.12	CG227
Stand A74 - H Horizontal illuminance Height: -0.000 m	48.7 lx	22.0 lx	97.9 lx	0.45	0.22	CG155

Site 1 (Light scene 1)

Calculation objects

Stand A74 - V Vertical illuminance Rotation: 0.0°, Height: 2.000 m	31.7 lx	20.1 lx	44.4 lx	0.63	0.45	CG226
Stand A74 - V Vertical illuminance Rotation: 180.0°, Height: 2.000 m	37.1 lx	5.49 lx	88.1 lx	0.15	0.062	CG226
Stand A77 - H Horizontal illuminance Height: -0.000 m	44.9 lx	15.5 lx	85.7 lx	0.35	0.18	CG12
Stand A77 - V Vertical illuminance Rotation: 0.0°, Height: 2.000 m	24.6 lx	14.6 lx	42.1 lx	0.59	0.35	CG225
Stand A77 - V Vertical illuminance Rotation: 180.0°, Height: 2.000 m	22.3 lx	4.28 lx	51.6 lx	0.19	0.083	CG225
Stand A89 - H Horizontal illuminance Height: -0.000 m	42.8 lx	13.4 lx	77.5 lx	0.31	0.17	CG1
Stand A89 - V Vertical illuminance Rotation: 0.0°, Height: 2.000 m	35.0 lx	16.9 lx	56.4 lx	0.48	0.30	CG224
Stand A89 - V Vertical illuminance Rotation: 180.0°, Height: 2.000 m	43.4 lx	4.14 lx	79.5 lx	0.095	0.052	CG224
Stand I01 - H Horizontal illuminance Height: 0.000 m	31.3 lx	17.7 lx	52.9 lx	0.57	0.33	CG181
Stand I01 - V Vertical illuminance Rotation: 0.0°, Height: 2.000 m	27.8 lx	8.18 lx	48.5 lx	0.29	0.17	CG219
Stand I01 - V Vertical illuminance Rotation: 180.0°, Height: 2.000 m	24.4 lx	14.8 lx	47.3 lx	0.61	0.31	CG219
Stand I02 - H Horizontal illuminance Height: 0.000 m	35.3 lx	17.8 lx	51.3 lx	0.50	0.35	CG180

Site 1 (Light scene 1)

Calculation objects

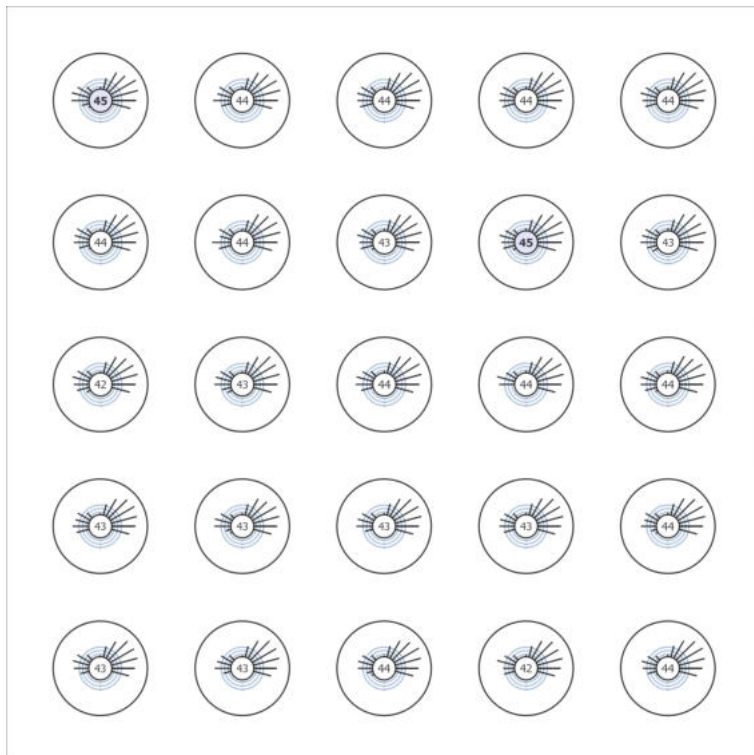
Stand I02 - V Vertical illuminance Rotation: 0.0°, Height: 2.000 m	26.7 lx	12.2 lx	39.1 lx	0.46	0.31	CG220
Stand I02 - V Vertical illuminance Rotation: 180.0°, Height: 2.000 m	34.2 lx	18.0 lx	53.9 lx	0.53	0.33	CG220
Stand I03 - H Horizontal illuminance Height: 0.000 m	52.0 lx	19.5 lx	84.8 lx	0.38	0.23	CG179
Stand I03 - V Vertical illuminance Rotation: 0.0°, Height: 2.000 m	57.9 lx	12.7 lx	98.9 lx	0.22	0.13	CG221
Stand I03 - V Vertical illuminance Rotation: 180.0°, Height: 2.000 m	20.1 lx	9.93 lx	32.8 lx	0.49	0.30	CG221
Stand I04 - H Horizontal illuminance Height: 0.000 m	29.7 lx	16.1 lx	41.0 lx	0.54	0.39	CG178
Stand I04 - V Vertical illuminance Rotation: 0.0°, Height: 2.000 m	42.7 lx	9.10 lx	128 lx	0.21	0.071	CG222
Stand I04 - V Vertical illuminance Rotation: 180.0°, Height: 2.000 m	56.5 lx	22.5 lx	99.2 lx	0.40	0.23	CG222
Stand I05 - H Horizontal illuminance Height: 0.000 m	64.5 lx	18.2 lx	153 lx	0.28	0.12	CG177
Stand I05 - V Vertical illuminance Rotation: 0.0°, Height: 2.000 m	24.0 lx	5.89 lx	41.1 lx	0.25	0.14	CG223
Stand I05 - V Vertical illuminance Rotation: 180.0°, Height: 2.000 m	94.7 lx	9.68 lx	207 lx	0.10	0.047	CG223
West Parking Area - North Apron Horizontal illuminance Height: -0.000 m	24.6 lx	9.64 lx	50.7 lx	0.39	0.19	CG211

Site 1 (Light scene 1)

Calculation objects

GO - Stand A15 - 1 (R_G)

Strongest glare at	30°
max	45
Target	≤ 50
Viewing sector	0° - 360°
Step width	15°
Angle of inclination	-2°
Height	8.660 m
Index	CG15
Method	Exact calculation according to CIE 112




Site 1 (Light scene 1)

Calculation objects

GO - Stand A15 - 2 (R_G)

Strongest glare at	300°
max	49
Target	≤ 50
Viewing sector	0° - 360°
Step width	15°
Angle of inclination	-2°
Height	8.660 m
Index	CG16
Method	Exact calculation according to CIE 112

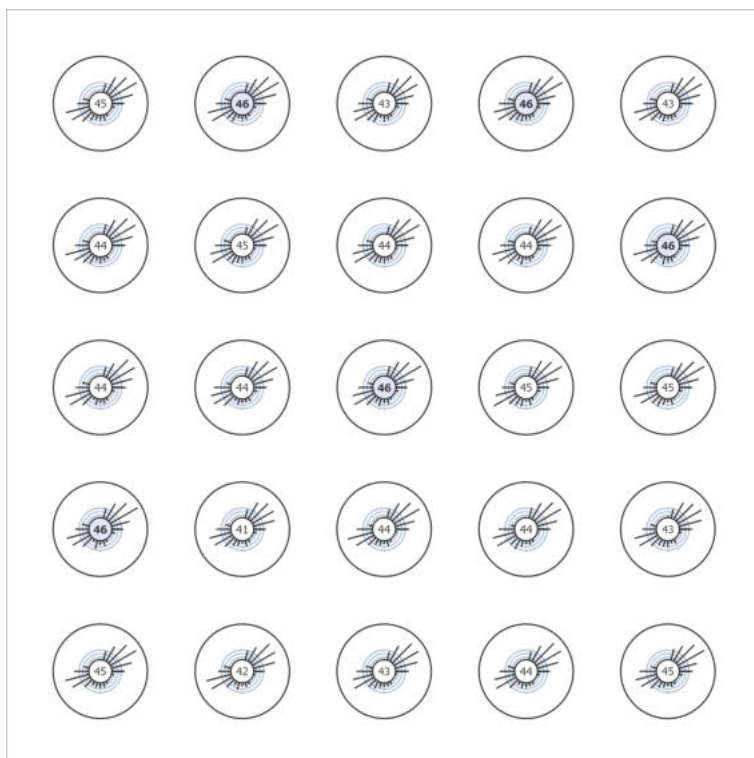


Site 1 (Light scene 1)

Calculation objects

GO - Stand A15 - 3 (R_G)

Strongest glare at	30°
max	46
Target	≤ 50
Viewing sector	0° - 360°
Step width	15°
Angle of inclination	-2°
Height	2.000 m
Index	CG17
Method	Exact calculation according to CIE 112




Site 1 (Light scene 1)

Calculation objects

GO - Stand A15 - 4 (R_G)

Strongest glare at	345°
max	46
Target	≤ 50
Viewing sector	0° - 360°
Step width	15°
Angle of inclination	-2°
Height	2.000 m
Index	CG18
Method	Exact calculation according to CIE 112




Site 1 (Light scene 1)

Calculation objects

GO - Stand A25 - 1 (R_G)

Strongest glare at	165°
max	45
Target	≤ 50
Viewing sector	0° - 360°
Step width	15°
Angle of inclination	-2°
Height	8.660 m
Index	CG19
Method	Exact calculation according to CIE 112




Site 1 (Light scene 1)

Calculation objects

GO - Stand A25 - 2 (R_G)

Strongest glare at	300°
max	41
Target	≤ 50
Viewing sector	0° - 360°
Step width	15°
Angle of inclination	-2°
Height	8.660 m
Index	CG20
Method	Exact calculation according to CIE 112




Site 1 (Light scene 1)

Calculation objects

GO - Stand A25 - 4 (R_G)

Strongest glare at	330°
max	44
Target	≤ 50
Viewing sector	0° - 360°
Step width	15°
Angle of inclination	-2°
Height	2.000 m
Index	CG21
Method	Exact calculation according to CIE 112




Site 1 (Light scene 1)

Calculation objects

GO - Stand A25 - 3 (R_G)

Strongest glare at	345°
max	46
Target	≤ 50
Viewing sector	0° - 360°
Step width	15°
Angle of inclination	-2°
Height	2.000 m
Index	CG22
Method	Exact calculation according to CIE 112




Site 1 (Light scene 1)

Calculation objects

GO - Stand A35 - 1 (R_G)

Strongest glare at	180°
max	36
Target	≤ 50
Viewing sector	0° - 360°
Step width	15°
Angle of inclination	-2°
Height	8.660 m
Index	CG23
Method	Exact calculation according to CIE 112




Site 1 (Light scene 1)

Calculation objects

GO - Stand A35 - 2 (R_G)

Strongest glare at	300°
max	50
Target	≤ 50
Viewing sector	0° - 360°
Step width	15°
Angle of inclination	-2°
Height	8.660 m
Index	CG24
Method	Exact calculation according to CIE 112




Site 1 (Light scene 1)

Calculation objects

GO - Stand A35 - 3 (R_G)

Strongest glare at	345°
max	42
Target	≤ 50
Viewing sector	0° - 360°
Step width	15°
Angle of inclination	-2°
Height	2.000 m
Index	CG25
Method	Exact calculation according to CIE 112




Site 1 (Light scene 1)

Calculation objects

GO - Stand A35 - 4 (R_G)

Strongest glare at	330°
max	45
Target	≤ 50
Viewing sector	0° - 360°
Step width	15°
Angle of inclination	-2°
Height	2.000 m
Index	CG26
Method	Exact calculation according to CIE 112




Site 1 (Light scene 1)

Calculation objects

GO - Stand A45 - 4 (R_G)

Strongest glare at	330°
max	43
Target	≤ 50
Viewing sector	0° - 360°
Step width	15°
Angle of inclination	-2°
Height	2.000 m
Index	CG27
Method	Exact calculation according to CIE 112




Site 1 (Light scene 1)

Calculation objects

GO - Stand A45 - 3 (R_G)

Strongest glare at	345°
max	42
Target	≤ 50
Viewing sector	0° - 360°
Step width	15°
Angle of inclination	-2°
Height	2.000 m
Index	CG28
Method	Exact calculation according to CIE 112




Site 1 (Light scene 1)

Calculation objects

GO - Stand A45 - 1 (R_G)

Strongest glare at	165°
max	46
Target	≤ 50
Viewing sector	0° - 360°
Step width	15°
Angle of inclination	-2°
Height	8.660 m
Index	CG29
Method	Exact calculation according to CIE 112




Site 1 (Light scene 1)

Calculation objects

GO - Stand A55 - 1 (R_G)

Strongest glare at	180°
max	35
Target	≤ 50
Viewing sector	0° - 360°
Step width	15°
Angle of inclination	-2°
Height	8.660 m
Index	CG30
Method	Exact calculation according to CIE 112




Site 1 (Light scene 1)

Calculation objects

GO - Stand A65 - 1 (R_G)

Strongest glare at	165°
max	46
Target	≤ 50
Viewing sector	0° - 360°
Step width	15°
Angle of inclination	-2°
Height	8.660 m
Index	CG31
Method	Exact calculation according to CIE 112




Site 1 (Light scene 1)

Calculation objects

GO - Stand A75 - 1 (R_G)

Strongest glare at	165°
max	40
Target	≤ 50
Viewing sector	0° - 360°
Step width	15°
Angle of inclination	-2°
Height	8.660 m
Index	CG32
Method	Exact calculation according to CIE 112




Site 1 (Light scene 1)

Calculation objects

GO - Stand A85 - 1 (R_G)

Strongest glare at	30°
max	41
Target	≤ 50
Viewing sector	0° - 360°
Step width	15°
Angle of inclination	-2°
Height	8.660 m
Index	CG33
Method	Exact calculation according to CIE 112




Site 1 (Light scene 1)

Calculation objects

GO - Stand A85 - 2 (R_G)

Strongest glare at	300°
max	37
Target	≤ 50
Viewing sector	0° - 360°
Step width	15°
Angle of inclination	-2°
Height	8.660 m
Index	CG34
Method	Exact calculation according to CIE 112




Site 1 (Light scene 1)

Calculation objects

GO - Stand A85 - 3 (R_G)

Strongest glare at	330°
max	40
Target	≤ 50
Viewing sector	0° - 360°
Step width	15°
Angle of inclination	-2°
Height	2.000 m
Index	CG35
Method	Exact calculation according to CIE 112




Site 1 (Light scene 1)

Calculation objects

GO - Stand A85 - 4 (R_G)

Strongest glare at	330°
max	42
Target	≤ 50
Viewing sector	0° - 360°
Step width	15°
Angle of inclination	-2°
Height	2.000 m
Index	CG36
Method	Exact calculation according to CIE 112



Site 1 (Light scene 1)

Calculation objects

GO - Stand A75 - 2 (R_G)

Strongest glare at	300°
max	47
Target	≤ 50
Viewing sector	0° - 360°
Step width	15°
Angle of inclination	-2°
Height	8.660 m
Index	CG37
Method	Exact calculation according to CIE 112




Site 1 (Light scene 1)

Calculation objects

GO - Stand A75 - 3 (R_G)

Strongest glare at	330°
max	40
Target	≤ 50
Viewing sector	0° - 360°
Step width	15°
Angle of inclination	-2°
Height	2.000 m
Index	CG38
Method	Exact calculation according to CIE 112




Site 1 (Light scene 1)

Calculation objects

GO - Stand A75 - 4 (R_G)

Strongest glare at	330°
max	44
Target	≤ 50
Viewing sector	0° - 360°
Step width	15°
Angle of inclination	-2°
Height	2.000 m
Index	CG39
Method	Exact calculation according to CIE 112

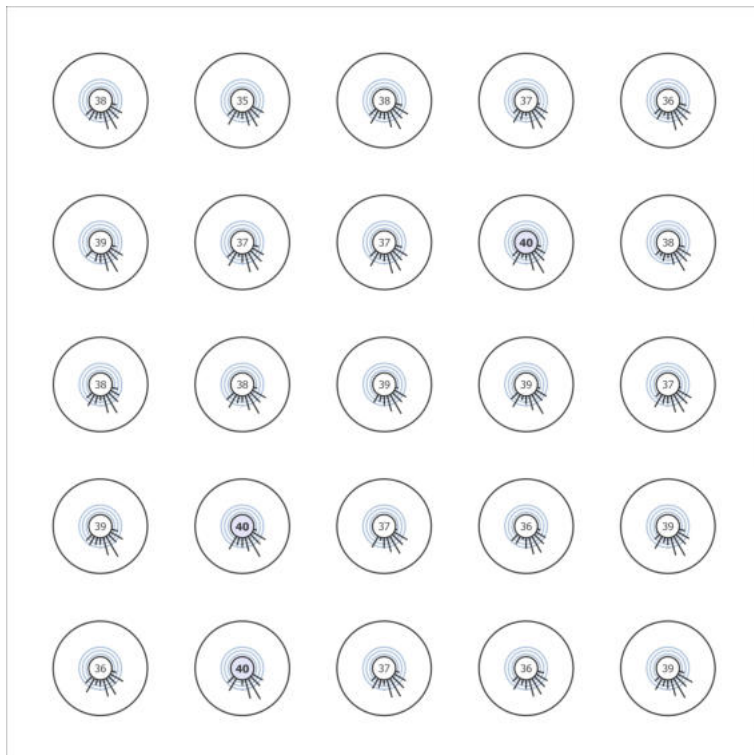


Site 1 (Light scene 1)

Calculation objects

GO - Stand A65 - 2 (R_G)

Strongest glare at	300°
max	40
Target	≤ 50
Viewing sector	0° - 360°
Step width	15°
Angle of inclination	-2°
Height	8.660 m
Index	CG40
Method	Exact calculation according to CIE 112




Site 1 (Light scene 1)

Calculation objects

GO - Stand A65 - 4 (R_G)

Strongest glare at	330°
max	42
Target	≤ 50
Viewing sector	0° - 360°
Step width	15°
Angle of inclination	-2°
Height	2.000 m
Index	CG41
Method	Exact calculation according to CIE 112




Site 1 (Light scene 1)

Calculation objects

GO - Stand A65 - 3 (R_G)

Strongest glare at	345°
max	42
Target	≤ 50
Viewing sector	0° - 360°
Step width	15°
Angle of inclination	-2°
Height	2.000 m
Index	CG42
Method	Exact calculation according to CIE 112



Site 1 (Light scene 1)

Calculation objects

GO - Stand A55 - 2 (R_G)

Strongest glare at	300°
max	48
Target	≤ 50
Viewing sector	0° - 360°
Step width	15°
Angle of inclination	-2°
Height	8.660 m
Index	CG43
Method	Exact calculation according to CIE 112




Site 1 (Light scene 1)

Calculation objects

GO - Stand A55 - 3 (R_G)

Strongest glare at	330°
max	40
Target	≤ 50
Viewing sector	0° - 360°
Step width	15°
Angle of inclination	-2°
Height	2.000 m
Index	CG44
Method	Exact calculation according to CIE 112




Site 1 (Light scene 1)

Calculation objects

GO - Stand A55 - 4 (R_G)

Strongest glare at	330°
max	45
Target	≤ 50
Viewing sector	0° - 360°
Step width	15°
Angle of inclination	-2°
Height	2.000 m
Index	CG45
Method	Exact calculation according to CIE 112

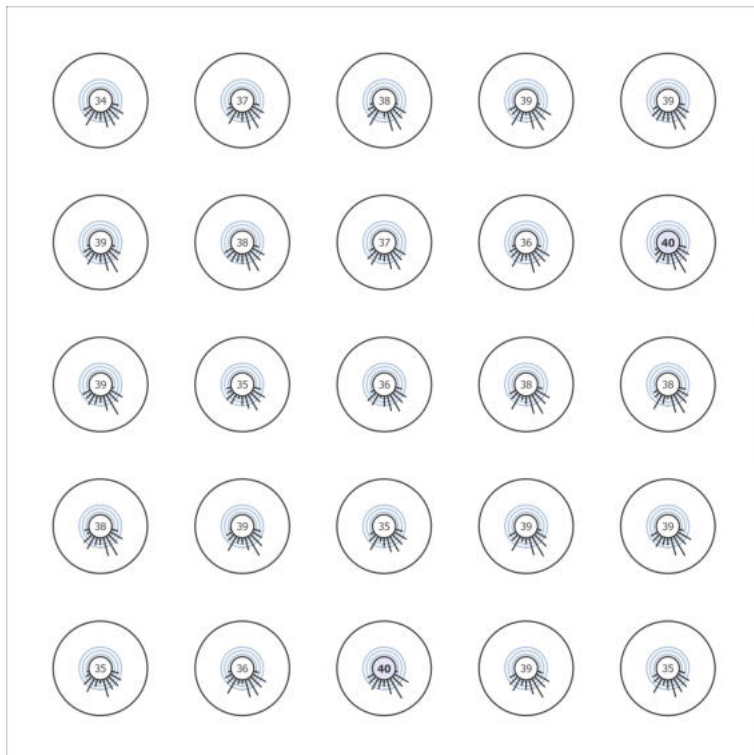


Site 1 (Light scene 1)

Calculation objects

GO - Stand A45 - 2 (R_G)

Strongest glare at	300°
max	40
Target	≤ 50
Viewing sector	0° - 360°
Step width	15°
Angle of inclination	-2°
Height	8.660 m
Index	CG46
Method	Exact calculation according to CIE 112




Site 1 (Light scene 1)

Calculation objects

GO - Stand A11 - 1 (R_G)

Strongest glare at	345°
max	44
Target	≤ 50
Viewing sector	0° - 360°
Step width	15°
Angle of inclination	-2°
Height	4.300 m
Index	CG47
Method	Exact calculation according to CIE 112




Site 1 (Light scene 1)

Calculation objects

GO - Stand A11 - 2 (R_G)

Strongest glare at	225°
max	45
Target	≤ 50
Viewing sector	0° - 360°
Step width	15°
Angle of inclination	-2°
Height	4.300 m
Index	CG48
Method	Exact calculation according to CIE 112




Site 1 (Light scene 1)

Calculation objects

GO - Stand A11 - 4 (R_G)

Strongest glare at	210°
max	43
Target	≤ 50
Viewing sector	0° - 360°
Step width	15°
Angle of inclination	-2°
Height	2.000 m
Index	CG49
Method	Exact calculation according to CIE 112

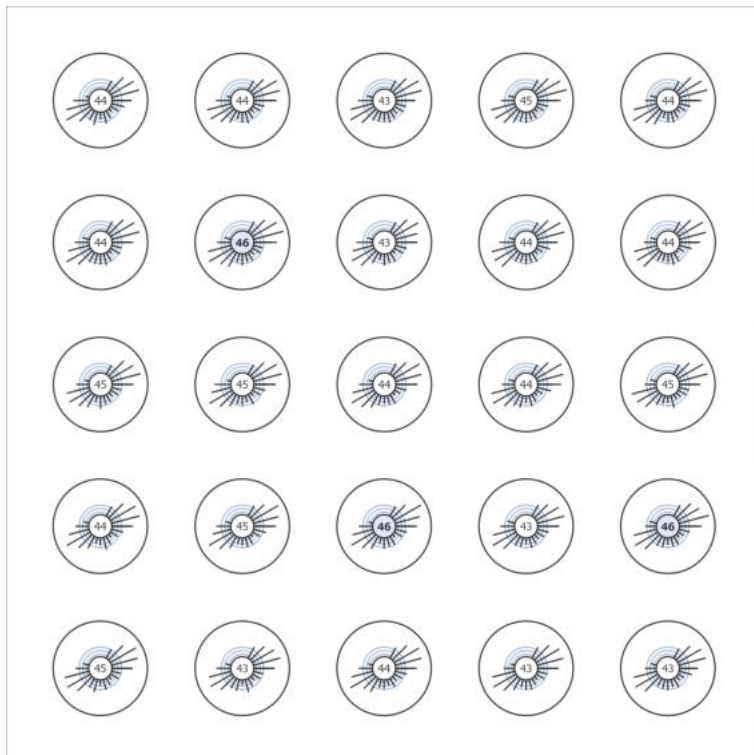


Site 1 (Light scene 1)

Calculation objects

GO - Stand A11 - 3 (R_G)

Strongest glare at	15°
max	46
Target	≤ 50
Viewing sector	0° - 360°
Step width	15°
Angle of inclination	-2°
Height	2.000 m
Index	CG50
Method	Exact calculation according to CIE 112




Site 1 (Light scene 1)

Calculation objects

GO - Stand A17 - 3 (R_G)

Strongest glare at	330°
max	46
Target	≤ 50
Viewing sector	0° - 360°
Step width	15°
Angle of inclination	-2°
Height	2.000 m
Index	CG51
Method	Exact calculation according to CIE 112




Site 1 (Light scene 1)

Calculation objects

GO - Stand A17 - 4 (R_G)

Strongest glare at	345°
max	44
Target	≤ 50
Viewing sector	0° - 360°
Step width	15°
Angle of inclination	-2°
Height	2.000 m
Index	CG52
Method	Exact calculation according to CIE 112

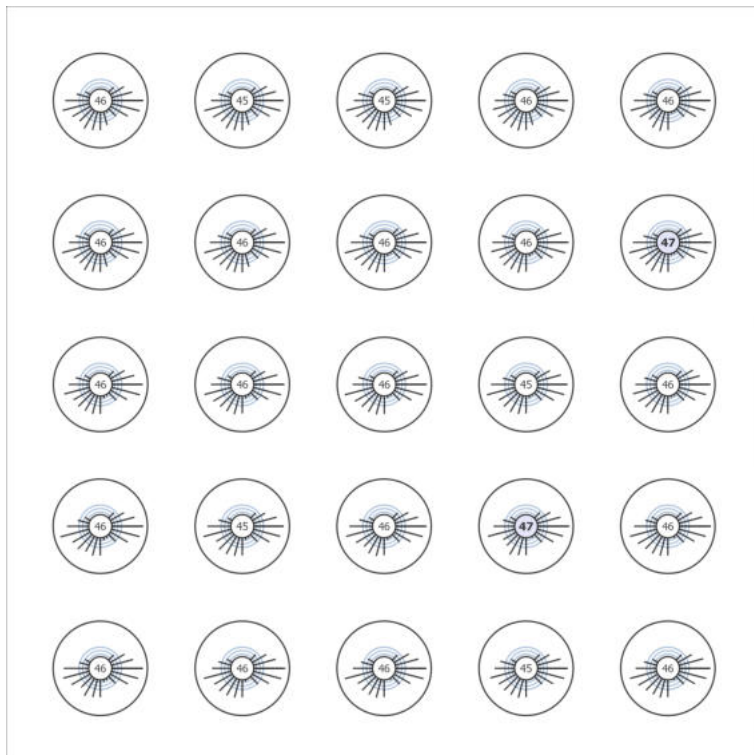


Site 1 (Light scene 1)

Calculation objects

GO - Stand A17 - 1 (R_G)

Strongest glare at	0°
max	47
Target	≤ 50
Viewing sector	0° - 360°
Step width	15°
Angle of inclination	-2°
Height	4.300 m
Index	CG53
Method	Exact calculation according to CIE 112




Site 1 (Light scene 1)

Calculation objects

GO - Stand A17 - 2 (R_G)

Strongest glare at	270°
max	50
Target	≤ 50
Viewing sector	0° - 360°
Step width	15°
Angle of inclination	-2°
Height	4.300 m
Index	CG54
Method	Exact calculation according to CIE 112




Site 1 (Light scene 1)

Calculation objects

GO - Stand A74 - 1 (R_G)

Strongest glare at	180°
max	43
Target	≤ 50
Viewing sector	0° - 360°
Step width	15°
Angle of inclination	-2°
Height	4.300 m
Index	CG55
Method	Exact calculation according to CIE 112



Site 1 (Light scene 1)

Calculation objects

GO - Stand A74 - 4 (R_G)

Strongest glare at	105°
max	41
Target	≤ 50
Viewing sector	0° - 360°
Step width	15°
Angle of inclination	-2°
Height	2.000 m
Index	CG56
Method	Exact calculation according to CIE 112

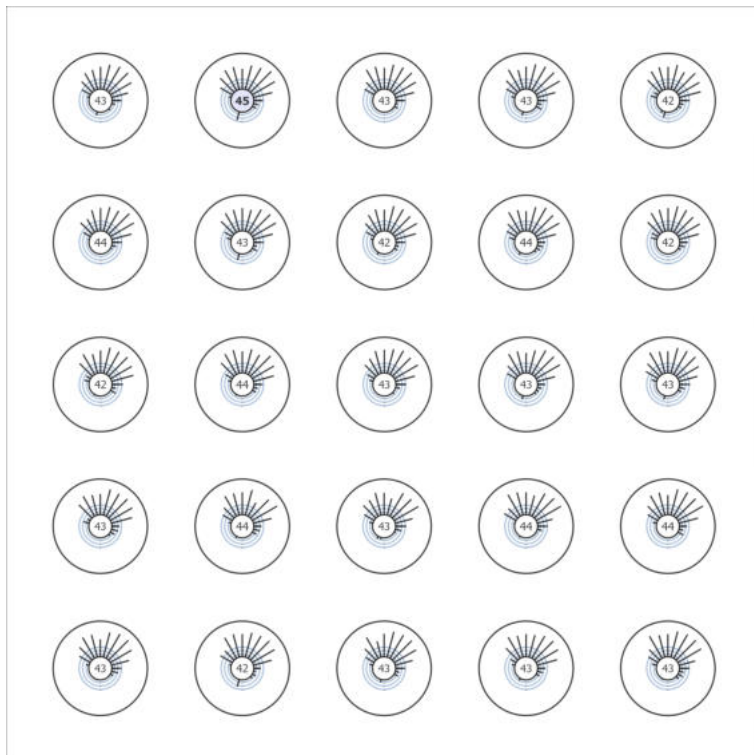


Site 1 (Light scene 1)

Calculation objects

GO - Stand A68 - 2 (R_G)

Strongest glare at	45°
max	45
Target	≤ 50
Viewing sector	0° - 360°
Step width	15°
Angle of inclination	-2°
Height	4.300 m
Index	CG57
Method	Exact calculation according to CIE 112

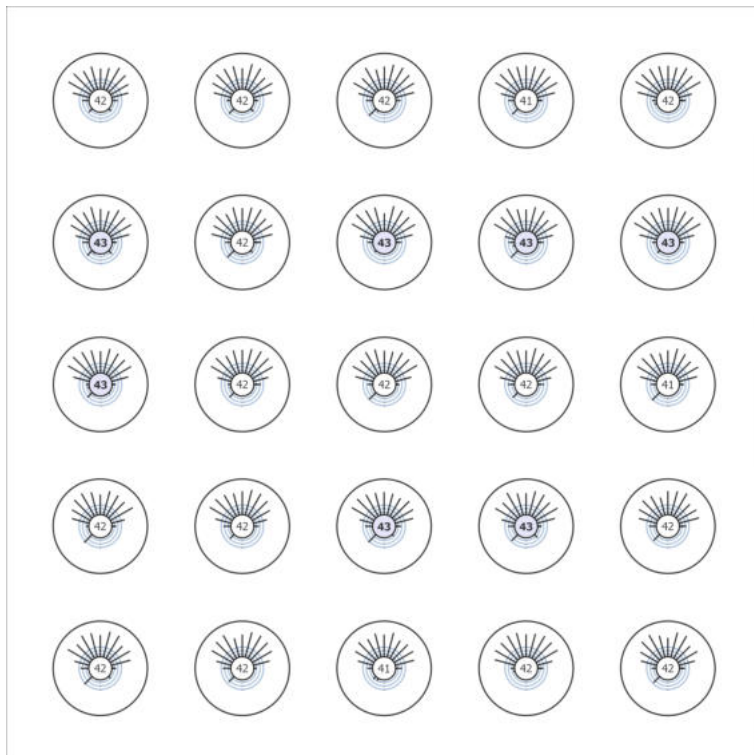


Site 1 (Light scene 1)

Calculation objects

GO - Stand A64 - 2 (R_G)

Strongest glare at	135°
max	43
Target	≤ 50
Viewing sector	0° - 360°
Step width	15°
Angle of inclination	-2°
Height	4.300 m
Index	CG58
Method	Exact calculation according to CIE 112




Site 1 (Light scene 1)

Calculation objects

GO - Stand A58 - 2 (R_G)

Strongest glare at	45°
max	48
Target	≤ 50
Viewing sector	0° - 360°
Step width	15°
Angle of inclination	-2°
Height	4.300 m
Index	CG59
Method	Exact calculation according to CIE 112




Site 1 (Light scene 1)

Calculation objects

GO - Stand A48 - 2 (R_G)

Strongest glare at	30°
max	45
Target	≤ 50
Viewing sector	0° - 360°
Step width	15°
Angle of inclination	-2°
Height	4.300 m
Index	CG60
Method	Exact calculation according to CIE 112




Site 1 (Light scene 1)

Calculation objects

GO - Stand A44 - 2 (R_G)

Strongest glare at	30°
max	45
Target	≤ 50
Viewing sector	0° - 360°
Step width	15°
Angle of inclination	-2°
Height	4.300 m
Index	CG61
Method	Exact calculation according to CIE 112




Site 1 (Light scene 1)

Calculation objects

GO - Stand A38 - 2 (R_G)

Strongest glare at	45°
max	44
Target	≤ 50
Viewing sector	0° - 360°
Step width	15°
Angle of inclination	-2°
Height	4.300 m
Index	CG62
Method	Exact calculation according to CIE 112

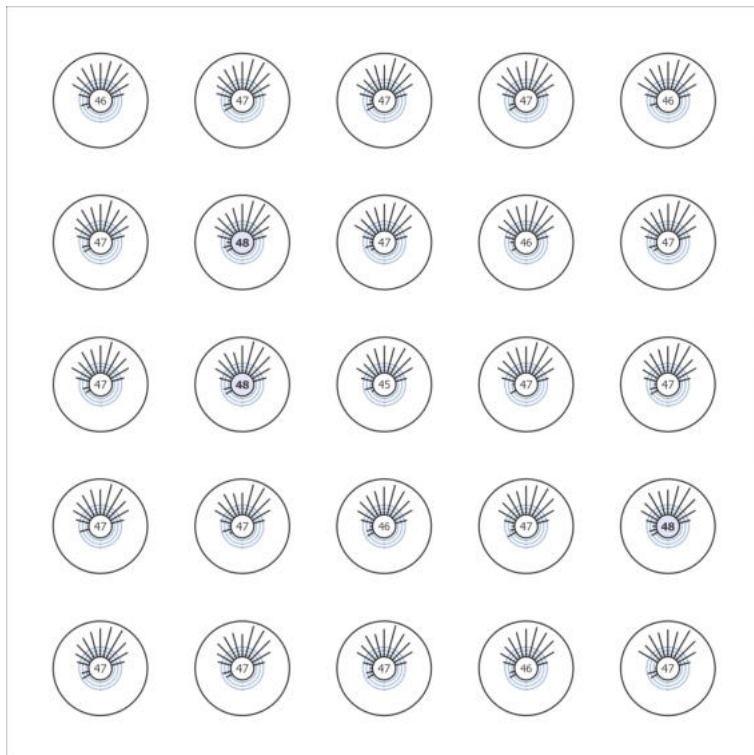


Site 1 (Light scene 1)

Calculation objects

GO - Stand A34 - 2 (R_G)

Strongest glare at	60°
max	48
Target	≤ 50
Viewing sector	0° - 360°
Step width	15°
Angle of inclination	-2°
Height	4.300 m
Index	CG63
Method	Exact calculation according to CIE 112




Site 1 (Light scene 1)

Calculation objects

GO - Stand A34 - 1 (R_G)

Strongest glare at	15°
max	40
Target	≤ 50
Viewing sector	0° - 360°
Step width	15°
Angle of inclination	-2°
Height	4.300 m
Index	CG64
Method	Exact calculation according to CIE 112




Site 1 (Light scene 1)

Calculation objects

GO - Stand A34 - 3 (R_G)

Strongest glare at	135°
max	37
Target	≤ 50
Viewing sector	0° - 360°
Step width	15°
Angle of inclination	-2°
Height	2.000 m
Index	CG65
Method	Exact calculation according to CIE 112




Site 1 (Light scene 1)

Calculation objects

GO - Stand A74 - 3 (R_G)

Strongest glare at	150°
max	45
Target	≤ 50
Viewing sector	0° - 360°
Step width	15°
Angle of inclination	-2°
Height	2.000 m
Index	CG66
Method	Exact calculation according to CIE 112




Site 1 (Light scene 1)

Calculation objects

GO - Stand A68 - 1 (R_G)

Strongest glare at	15°
max	35
Target	≤ 50
Viewing sector	0° - 360°
Step width	15°
Angle of inclination	-2°
Height	4.300 m
Index	CG67
Method	Exact calculation according to CIE 112




Site 1 (Light scene 1)

Calculation objects

GO - Stand A68 - 3 (R_G)

Strongest glare at	30°
max	39
Target	≤ 50
Viewing sector	0° - 360°
Step width	15°
Angle of inclination	-2°
Height	2.000 m
Index	CG68
Method	Exact calculation according to CIE 112




Site 1 (Light scene 1)

Calculation objects

GO - Stand A68 - 4 (R_G)

Strongest glare at	150°
max	44
Target	≤ 50
Viewing sector	0° - 360°
Step width	15°
Angle of inclination	-2°
Height	2.000 m
Index	CG69
Method	Exact calculation according to CIE 112

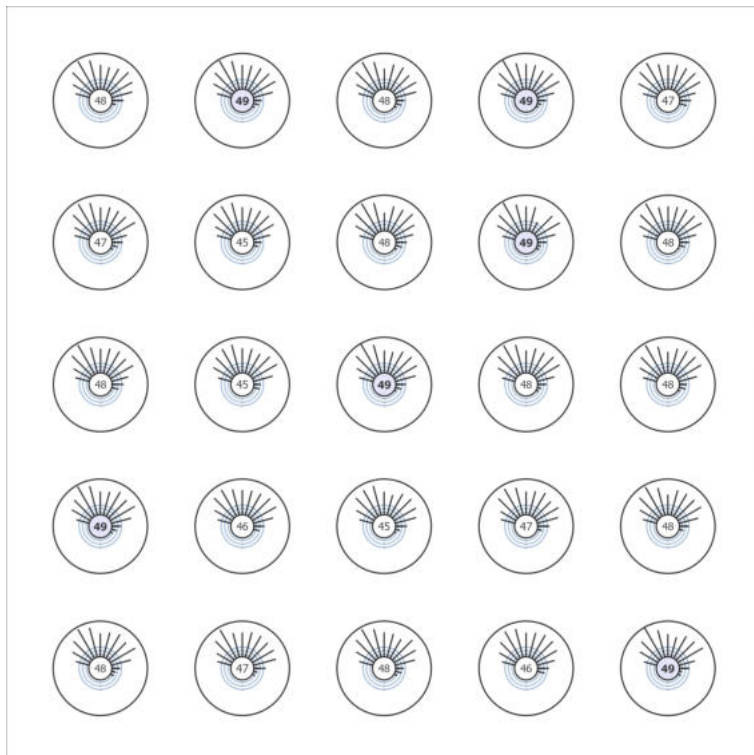


Site 1 (Light scene 1)

Calculation objects

GO - Stand A74 - 2 (R_G)

Strongest glare at	120°
max	49
Target	≤ 50
Viewing sector	0° - 360°
Step width	15°
Angle of inclination	-2°
Height	4.300 m
Index	CG70
Method	Exact calculation according to CIE 112




Site 1 (Light scene 1)

Calculation objects

GO - Stand A64 - 1 (R_G)

Strongest glare at	15°
max	34
Target	≤ 50
Viewing sector	0° - 360°
Step width	15°
Angle of inclination	-2°
Height	4.300 m
Index	CG71
Method	Exact calculation according to CIE 112




Site 1 (Light scene 1)

Calculation objects

GO - Stand A64 - 3 (R_G)

Strongest glare at	15°
max	40
Target	≤ 50
Viewing sector	0° - 360°
Step width	15°
Angle of inclination	-2°
Height	2.000 m
Index	CG72
Method	Exact calculation according to CIE 112




Site 1 (Light scene 1)

Calculation objects

GO - Stand A64 - 4 (R_G)

Strongest glare at	30°
max	38
Target	≤ 50
Viewing sector	0° - 360°
Step width	15°
Angle of inclination	-2°
Height	2.000 m
Index	CG73
Method	Exact calculation according to CIE 112




Site 1 (Light scene 1)

Calculation objects

GO - Stand A58 - 1 (R_G)

Strongest glare at	15°
max	36
Target	≤ 50
Viewing sector	0° - 360°
Step width	15°
Angle of inclination	-2°
Height	4.300 m
Index	CG74
Method	Exact calculation according to CIE 112




Site 1 (Light scene 1)

Calculation objects

GO - Stand A58 - 3 (R_G)

Strongest glare at	15°
max	41
Target	≤ 50
Viewing sector	0° - 360°
Step width	15°
Angle of inclination	-2°
Height	2.000 m
Index	CG75
Method	Exact calculation according to CIE 112




Site 1 (Light scene 1)

Calculation objects

GO - Stand A58 - 4 (R_G)

Strongest glare at	30°
max	40
Target	≤ 50
Viewing sector	0° - 360°
Step width	15°
Angle of inclination	-2°
Height	2.000 m
Index	CG76
Method	Exact calculation according to CIE 112




Site 1 (Light scene 1)

Calculation objects

GO - Stand A48 - 1 (R_G)

Strongest glare at	15°
max	34
Target	≤ 50
Viewing sector	0° - 360°
Step width	15°
Angle of inclination	-2°
Height	4.300 m
Index	CG77
Method	Exact calculation according to CIE 112




Site 1 (Light scene 1)

Calculation objects

GO - Stand A48 - 3 (R_G)

Strongest glare at	30°
max	40
Target	≤ 50
Viewing sector	0° - 360°
Step width	15°
Angle of inclination	-2°
Height	2.000 m
Index	CG78
Method	Exact calculation according to CIE 112




Site 1 (Light scene 1)

Calculation objects

GO - Stand A48 - 4 (R_G)

Strongest glare at	30°
max	40
Target	≤ 50
Viewing sector	0° - 360°
Step width	15°
Angle of inclination	-2°
Height	2.000 m
Index	CG79
Method	Exact calculation according to CIE 112




Site 1 (Light scene 1)

Calculation objects

GO - Stand A44 - 1 (R_G)

Strongest glare at	15°
max	35
Target	≤ 50
Viewing sector	0° - 360°
Step width	15°
Angle of inclination	-2°
Height	4.300 m
Index	CG80
Method	Exact calculation according to CIE 112




Site 1 (Light scene 1)

Calculation objects

GO - Stand A44 - 3 (R_G)

Strongest glare at	15°
max	39
Target	≤ 50
Viewing sector	0° - 360°
Step width	15°
Angle of inclination	-2°
Height	2.000 m
Index	CG81
Method	Exact calculation according to CIE 112




Site 1 (Light scene 1)

Calculation objects

GO - Stand A44 - 4 (R_G)

Strongest glare at	30°
max	39
Target	≤ 50
Viewing sector	0° - 360°
Step width	15°
Angle of inclination	-2°
Height	2.000 m
Index	CG82
Method	Exact calculation according to CIE 112




Site 1 (Light scene 1)

Calculation objects

GO - Stand A38 - 1 (R_G)

Strongest glare at	15°
max	35
Target	≤ 50
Viewing sector	0° - 360°
Step width	15°
Angle of inclination	-2°
Height	4.300 m
Index	CG83
Method	Exact calculation according to CIE 112




Site 1 (Light scene 1)

Calculation objects

GO - Stand A38 - 4 (R_G)

Strongest glare at	30°
max	39
Target	≤ 50
Viewing sector	0° - 360°
Step width	15°
Angle of inclination	-2°
Height	2.000 m
Index	CG84
Method	Exact calculation according to CIE 112




Site 1 (Light scene 1)

Calculation objects

GO - Stand A38 - 3 (R_G)

Strongest glare at	30°
max	40
Target	≤ 50
Viewing sector	0° - 360°
Step width	15°
Angle of inclination	-2°
Height	2.000 m
Index	CG85
Method	Exact calculation according to CIE 112




Site 1 (Light scene 1)

Calculation objects

GO - Stand A34 - 4 (R_G)

Strongest glare at	45°
max	41
Target	≤ 50
Viewing sector	0° - 360°
Step width	15°
Angle of inclination	-2°
Height	2.000 m
Index	CG86
Method	Exact calculation according to CIE 112



Site 1 (Light scene 1)

Calculation objects

GO - Stand A34 - TI (R_G)

Strongest glare at	75°
max	49
Target	≤ 50
Viewing sector	0° - 360°
Step width	15°
Angle of inclination	-2°
Height	4.300 m
Index	CG87
Method	Exact calculation according to CIE 112




Site 1 (Light scene 1)

Calculation objects

GO - Stand A29 - 2 (R_G)

Strongest glare at	240°
max	41
Target	≤ 50
Viewing sector	0° - 360°
Step width	15°
Angle of inclination	-2°
Height	4.300 m
Index	CG88
Method	Exact calculation according to CIE 112




Site 1 (Light scene 1)

Calculation objects

GO - Stand A29 - 1 (R_G)

Strongest glare at	0°
max	42
Target	≤ 50
Viewing sector	0° - 360°
Step width	15°
Angle of inclination	-2°
Height	4.300 m
Index	CG89
Method	Exact calculation according to CIE 112




Site 1 (Light scene 1)

Calculation objects

GO - Stand A31 - 1 (R_G)

Strongest glare at	315°
max	45
Target	≤ 50
Viewing sector	0° - 360°
Step width	15°
Angle of inclination	-2°
Height	4.300 m
Index	CG90
Method	Exact calculation according to CIE 112




Site 1 (Light scene 1)

Calculation objects

GO - Stand A31 - 2 (R_G)

Strongest glare at	225°
max	48
Target	≤ 50
Viewing sector	0° - 360°
Step width	15°
Angle of inclination	-2°
Height	4.300 m
Index	CG91
Method	Exact calculation according to CIE 112



Site 1 (Light scene 1)

Calculation objects

GO - Stand A37 - 2 (R_G)

Strongest glare at	315°
max	50
Target	≤ 50
Viewing sector	0° - 360°
Step width	15°
Angle of inclination	-2°
Height	4.300 m
Index	CG92
Method	Exact calculation according to CIE 112




Site 1 (Light scene 1)

Calculation objects

GO - Stand A37 - 1 (R_G)

Strongest glare at	195°
max	46
Target	≤ 50
Viewing sector	0° - 360°
Step width	15°
Angle of inclination	-2°
Height	4.300 m
Index	CG93
Method	Exact calculation according to CIE 112




Site 1 (Light scene 1)

Calculation objects

GO - Stand A49 - 2 (R_G)

Strongest glare at	315°
max	45
Target	≤ 50
Viewing sector	0° - 360°
Step width	15°
Angle of inclination	-2°
Height	4.300 m
Index	CG94
Method	Exact calculation according to CIE 112




Site 1 (Light scene 1)

Calculation objects

GO - Stand A49 - 1 (R_G)

Strongest glare at	195°
max	41
Target	≤ 50
Viewing sector	0° - 360°
Step width	15°
Angle of inclination	-2°
Height	4.300 m
Index	CG95
Method	Exact calculation according to CIE 112




Site 1 (Light scene 1)

Calculation objects

GO - Stand A51 - 1 (R_G)

Strongest glare at	315°
max	44
Target	≤ 50
Viewing sector	0° - 360°
Step width	15°
Angle of inclination	-2°
Height	4.300 m
Index	CG96
Method	Exact calculation according to CIE 112



Site 1 (Light scene 1)

Calculation objects

GO - Stand A51 - 2 (R_G)

Strongest glare at	225°
max	47
Target	≤ 50
Viewing sector	0° - 360°
Step width	15°
Angle of inclination	-2°
Height	4.300 m
Index	CG97
Method	Exact calculation according to CIE 112



Site 1 (Light scene 1)

Calculation objects

GO - Stand A57 - 2 (R_G)

Strongest glare at	315°
max	50
Target	≤ 50
Viewing sector	0° - 360°
Step width	15°
Angle of inclination	-2°
Height	4.300 m
Index	CG98
Method	Exact calculation according to CIE 112




Site 1 (Light scene 1)

Calculation objects

GO - Stand A57 - 1 (R_G)

Strongest glare at	195°
max	45
Target	≤ 50
Viewing sector	0° - 360°
Step width	15°
Angle of inclination	-2°
Height	4.300 m
Index	CG99
Method	Exact calculation according to CIE 112

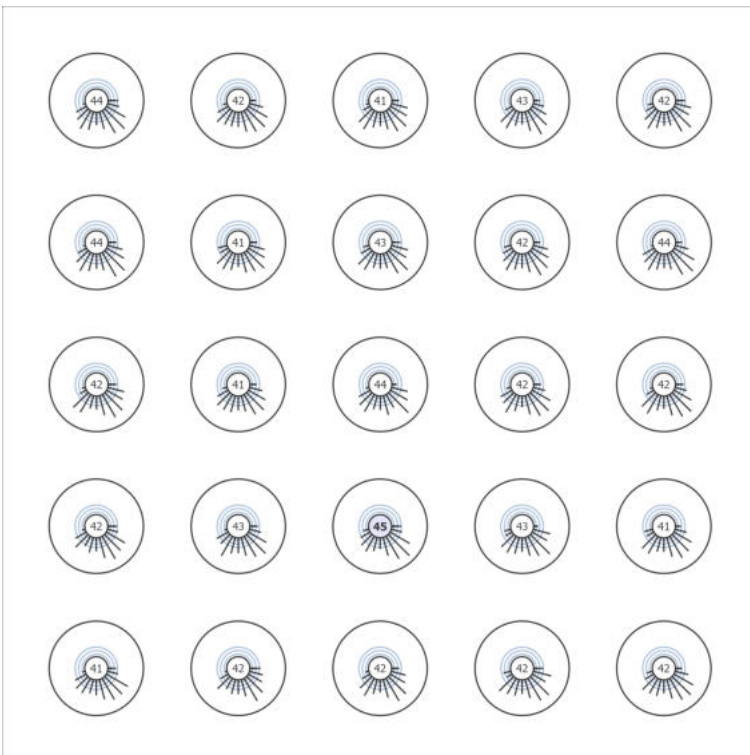


Site 1 (Light scene 1)

Calculation objects

GO - Stand A69 - 2 (R_G)

Strongest glare at	315°
max	45
Target	≤ 50
Viewing sector	0° - 360°
Step width	15°
Angle of inclination	-2°
Height	4.300 m
Index	CG100
Method	Exact calculation according to CIE 112




Site 1 (Light scene 1)

Calculation objects

GO - Stand A69 - 1 (R_G)

Strongest glare at	195°
max	42
Target	≤ 50
Viewing sector	0° - 360°
Step width	15°
Angle of inclination	-2°
Height	4.300 m
Index	CG101
Method	Exact calculation according to CIE 112



Site 1 (Light scene 1)

Calculation objects

GO - Stand A71 - 2 (R_G)

Strongest glare at	285°
max	43
Target	≤ 50
Viewing sector	0° - 360°
Step width	15°
Angle of inclination	-2°
Height	4.300 m
Index	CG102
Method	Exact calculation according to CIE 112




Site 1 (Light scene 1)

Calculation objects

GO - Stand A71 - 1 (R_G)

Strongest glare at	315°
max	44
Target	≤ 50
Viewing sector	0° - 360°
Step width	15°
Angle of inclination	-2°
Height	4.300 m
Index	CG103
Method	Exact calculation according to CIE 112




Site 1 (Light scene 1)

Calculation objects

GO - Stand A77 - 1 (R_G)

Strongest glare at	255°
max	41
Target	≤ 50
Viewing sector	0° - 360°
Step width	15°
Angle of inclination	-2°
Height	4.300 m
Index	CG104
Method	Exact calculation according to CIE 112



Site 1 (Light scene 1)

Calculation objects

GO - Stand A77 - 2 (R_G)

Strongest glare at	270°
max	50
Target	≤ 50
Viewing sector	0° - 360°
Step width	15°
Angle of inclination	-2°
Height	4.300 m
Index	CG105
Method	Exact calculation according to CIE 112




Site 1 (Light scene 1)

Calculation objects

GO - Stand A89 - 2 (R_G)

Strongest glare at	195°
max	47
Target	≤ 50
Viewing sector	0° - 360°
Step width	15°
Angle of inclination	-2°
Height	4.300 m
Index	CG106
Method	Exact calculation according to CIE 112




Site 1 (Light scene 1)

Calculation objects

GO - Stand A89 - 1 (R_G)

Strongest glare at	135°
max	46
Target	≤ 50
Viewing sector	0° - 360°
Step width	15°
Angle of inclination	-2°
Height	4.300 m
Index	CG107
Method	Exact calculation according to CIE 112




Site 1 (Light scene 1)

Calculation objects

GO - Stand A29 - 3 (R_G)

Strongest glare at	345°
max	43
Target	≤ 50
Viewing sector	0° - 360°
Step width	15°
Angle of inclination	-2°
Height	2.000 m
Index	CG108
Method	Exact calculation according to CIE 112




Site 1 (Light scene 1)

Calculation objects

GO - Stand A29 - 4 (R_G)

Strongest glare at	345°
max	43
Target	≤ 50
Viewing sector	0° - 360°
Step width	15°
Angle of inclination	-2°
Height	2.000 m
Index	CG109
Method	Exact calculation according to CIE 112




Site 1 (Light scene 1)

Calculation objects

GO - Stand A31 - 3 (R_G)

Strongest glare at	330°
max	45
Target	≤ 50
Viewing sector	0° - 360°
Step width	15°
Angle of inclination	-2°
Height	2.000 m
Index	CG110
Method	Exact calculation according to CIE 112




Site 1 (Light scene 1)

Calculation objects

GO - Stand A31 - 4 (R_G)

Strongest glare at	315°
max	46
Target	≤ 50
Viewing sector	0° - 360°
Step width	15°
Angle of inclination	-2°
Height	2.000 m
Index	CG111
Method	Exact calculation according to CIE 112




Site 1 (Light scene 1)

Calculation objects

GO - Stand A37 - 4 (R_G)

Strongest glare at	330°
max	45
Target	≤ 50
Viewing sector	0° - 360°
Step width	15°
Angle of inclination	-2°
Height	2.000 m
Index	CG112
Method	Exact calculation according to CIE 112




Site 1 (Light scene 1)

Calculation objects

GO - Stand A37 - 3 (R_G)

Strongest glare at	330°
max	47
Target	≤ 50
Viewing sector	0° - 360°
Step width	15°
Angle of inclination	-2°
Height	2.000 m
Index	CG113
Method	Exact calculation according to CIE 112




Site 1 (Light scene 1)

Calculation objects

GO - Stand A49 - 3 (R_G)

Strongest glare at	210°
max	41
Target	≤ 50
Viewing sector	0° - 360°
Step width	15°
Angle of inclination	-2°
Height	2.000 m
Index	CG114
Method	Exact calculation according to CIE 112




Site 1 (Light scene 1)

Calculation objects

GO - Stand A49 - 4 (R_G)

Strongest glare at	330°
max	41
Target	≤ 50
Viewing sector	0° - 360°
Step width	15°
Angle of inclination	-2°
Height	2.000 m
Index	CG115
Method	Exact calculation according to CIE 112




Site 1 (Light scene 1)

Calculation objects

GO - Stand A51 - 3 (R_G)

Strongest glare at	330°
max	44
Target	≤ 50
Viewing sector	0° - 360°
Step width	15°
Angle of inclination	-2°
Height	2.000 m
Index	CG116
Method	Exact calculation according to CIE 112




Site 1 (Light scene 1)

Calculation objects

GO - Stand A51 - 4 (R_G)

Strongest glare at	225°
max	46
Target	≤ 50
Viewing sector	0° - 360°
Step width	15°
Angle of inclination	-2°
Height	2.000 m
Index	CG117
Method	Exact calculation according to CIE 112




Site 1 (Light scene 1)

Calculation objects

GO - Stand A57 - 3 (R_G)

Strongest glare at	315°
max	46
Target	≤ 50
Viewing sector	0° - 360°
Step width	15°
Angle of inclination	-2°
Height	2.000 m
Index	CG118
Method	Exact calculation according to CIE 112




Site 1 (Light scene 1)

Calculation objects

GO - Stand A57 - 4 (R_G)

Strongest glare at	330°
max	45
Target	≤ 50
Viewing sector	0° - 360°
Step width	15°
Angle of inclination	-2°
Height	2.000 m
Index	CG119
Method	Exact calculation according to CIE 112




Site 1 (Light scene 1)

Calculation objects

GO - Stand A69 - 3 (R_G)

Strongest glare at	210°
max	40
Target	≤ 50
Viewing sector	0° - 360°
Step width	15°
Angle of inclination	-2°
Height	2.000 m
Index	CG120
Method	Exact calculation according to CIE 112




Site 1 (Light scene 1)

Calculation objects

GO - Stand A69 - 4 (R_G)

Strongest glare at	330°
max	41
Target	≤ 50
Viewing sector	0° - 360°
Step width	15°
Angle of inclination	-2°
Height	2.000 m
Index	CG121
Method	Exact calculation according to CIE 112




Site 1 (Light scene 1)

Calculation objects

GO - Stand A71 - 3 (R_G)

Strongest glare at	330°
max	44
Target	≤ 50
Viewing sector	0° - 360°
Step width	15°
Angle of inclination	-2°
Height	2.000 m
Index	CG122
Method	Exact calculation according to CIE 112




Site 1 (Light scene 1)

Calculation objects

GO - Stand A71 - 4 (R_G)

Strongest glare at	225°
max	46
Target	≤ 50
Viewing sector	0° - 360°
Step width	15°
Angle of inclination	-2°
Height	2.000 m
Index	CG123
Method	Exact calculation according to CIE 112




Site 1 (Light scene 1)

Calculation objects

GO - Stand A77 - 3 (R_G)

Strongest glare at	315°
max	46
Target	≤ 50
Viewing sector	0° - 360°
Step width	15°
Angle of inclination	-2°
Height	2.000 m
Index	CG124
Method	Exact calculation according to CIE 112




Site 1 (Light scene 1)

Calculation objects

GO - Stand A77 - 4 (R_G)

Strongest glare at	330°
max	42
Target	≤ 50
Viewing sector	0° - 360°
Step width	15°
Angle of inclination	-2°
Height	2.000 m
Index	CG125
Method	Exact calculation according to CIE 112




Site 1 (Light scene 1)

Calculation objects

GO - Stand A89 - 3 (R_G)

Strongest glare at	165°
max	49
Target	≤ 50
Viewing sector	0° - 360°
Step width	15°
Angle of inclination	-2°
Height	2.000 m
Index	CG126
Method	Exact calculation according to CIE 112




Site 1 (Light scene 1)

Calculation objects

GO - Stand A89 - 4 (R_G)

Strongest glare at	330°
max	43
Target	≤ 50
Viewing sector	0° - 360°
Step width	15°
Angle of inclination	-2°
Height	2.000 m
Index	CG127
Method	Exact calculation according to CIE 112




Site 1 (Light scene 1)

Calculation objects

GO - Stand A11 - TI (R_G)

Strongest glare at	285°
max	40
Target	≤ 50
Viewing sector	0° - 360°
Step width	15°
Angle of inclination	-2°
Height	8.660 m
Index	CG128
Method	Exact calculation according to CIE 112




Site 1 (Light scene 1)

Calculation objects

GO - Stand A15 - TI (R_G)

Strongest glare at	255°
max	33
Target	≤ 50
Viewing sector	0° - 360°
Step width	15°
Angle of inclination	-2°
Height	8.660 m
Index	CG129
Method	Exact calculation according to CIE 112




Site 1 (Light scene 1)

Calculation objects

GO - Stand A17 - TI (R_G)

Strongest glare at	270°
max	46
Target	≤ 50
Viewing sector	0° - 360°
Step width	15°
Angle of inclination	-2°
Height	8.660 m
Index	CG130
Method	Exact calculation according to CIE 112

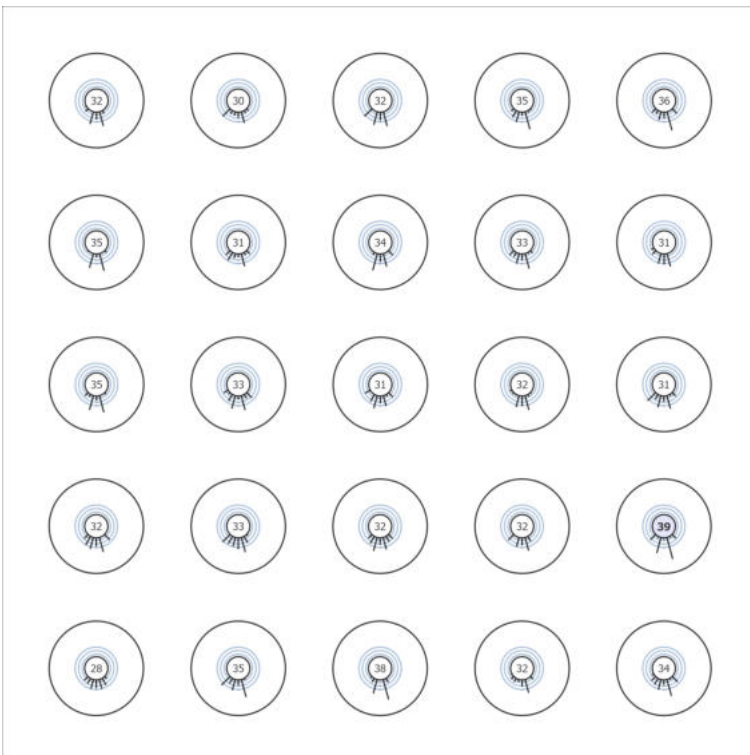


Site 1 (Light scene 1)

Calculation objects

GO - Stand A25 - TI (R_G)

Strongest glare at	285°
max	39
Target	≤ 50
Viewing sector	0° - 360°
Step width	15°
Angle of inclination	-2°
Height	8.660 m
Index	CG131
Method	Exact calculation according to CIE 112

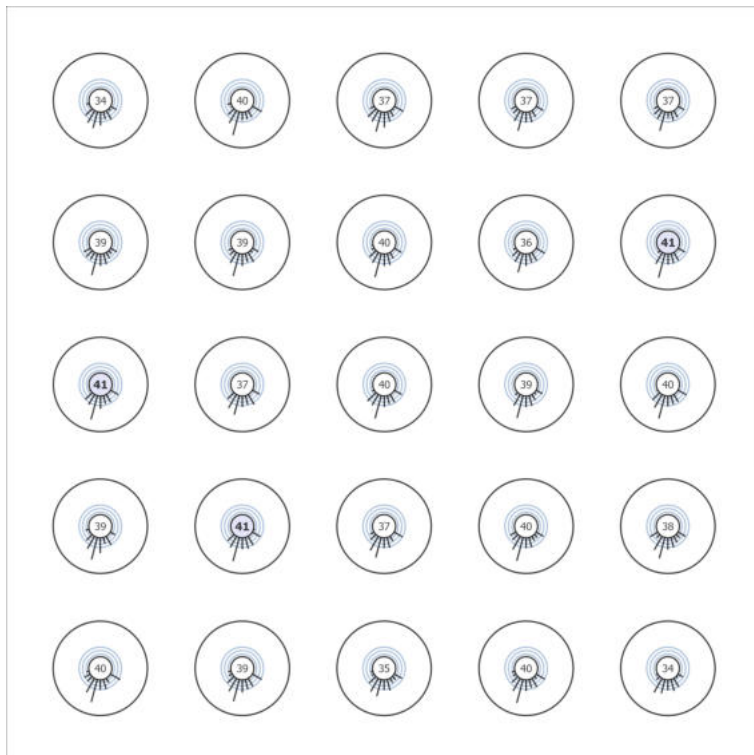


Site 1 (Light scene 1)

Calculation objects

GO - Stand A29 - TI (R_G)

Strongest glare at	255°
max	41
Target	≤ 50
Viewing sector	0° - 360°
Step width	15°
Angle of inclination	-2°
Height	8.660 m
Index	CG132
Method	Exact calculation according to CIE 112

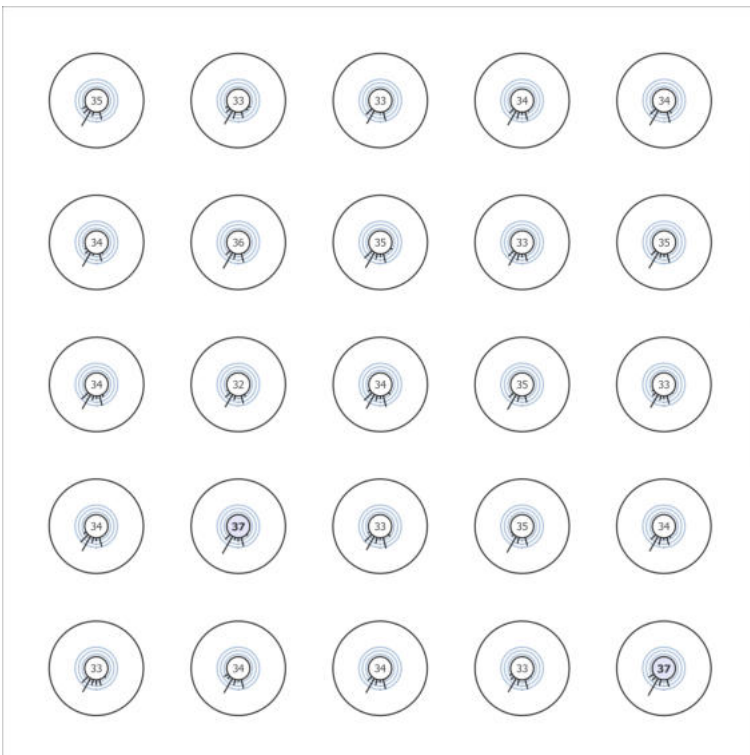


Site 1 (Light scene 1)

Calculation objects

GO - Stand A31 - TI (R_G)

Strongest glare at	240°
max	37
Target	≤ 50
Viewing sector	0° - 360°
Step width	15°
Angle of inclination	-2°
Height	8.660 m
Index	CG133
Method	Exact calculation according to CIE 112




Site 1 (Light scene 1)

Calculation objects

GO - Stand A35 - TI (R_G)

Strongest glare at	255°
max	30
Target	≤ 50
Viewing sector	0° - 360°
Step width	15°
Angle of inclination	-2°
Height	8.660 m
Index	CG134
Method	Exact calculation according to CIE 112




Site 1 (Light scene 1)

Calculation objects

GO - Stand A37 - TI (R_G)

Strongest glare at	270°
max	43
Target	≤ 50
Viewing sector	0° - 360°
Step width	15°
Angle of inclination	-2°
Height	8.660 m
Index	CG135
Method	Exact calculation according to CIE 112




Site 1 (Light scene 1)

Calculation objects

GO - Stand A45 - TI (R_G)

Strongest glare at	285°
max	35
Target	≤ 50
Viewing sector	0° - 360°
Step width	15°
Angle of inclination	-2°
Height	8.660 m
Index	CG136
Method	Exact calculation according to CIE 112

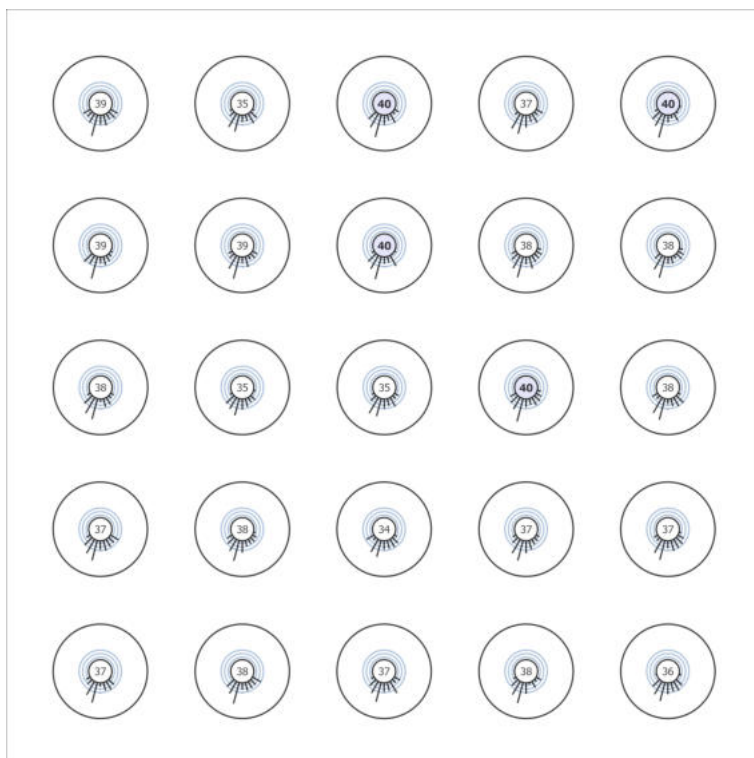


Site 1 (Light scene 1)

Calculation objects

GO - Stand A49 - TI (R_G)

Strongest glare at	255°
max	40
Target	≤ 50
Viewing sector	0° - 360°
Step width	15°
Angle of inclination	-2°
Height	8.660 m
Index	CG137
Method	Exact calculation according to CIE 112

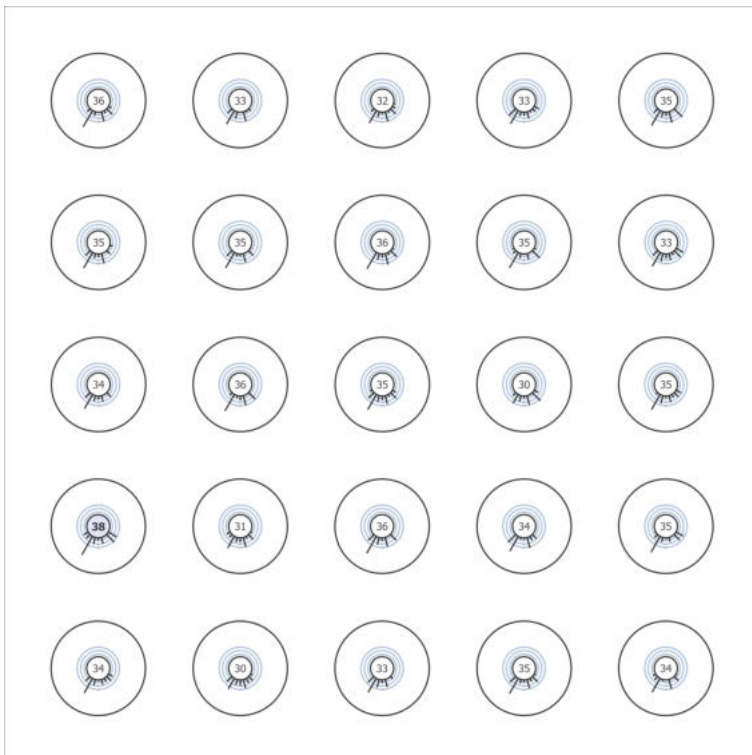


Site 1 (Light scene 1)

Calculation objects

GO - Stand A51 - TI (R_G)

Strongest glare at	240°
max	38
Target	≤ 50
Viewing sector	0° - 360°
Step width	15°
Angle of inclination	-2°
Height	8.660 m
Index	CG138
Method	Exact calculation according to CIE 112

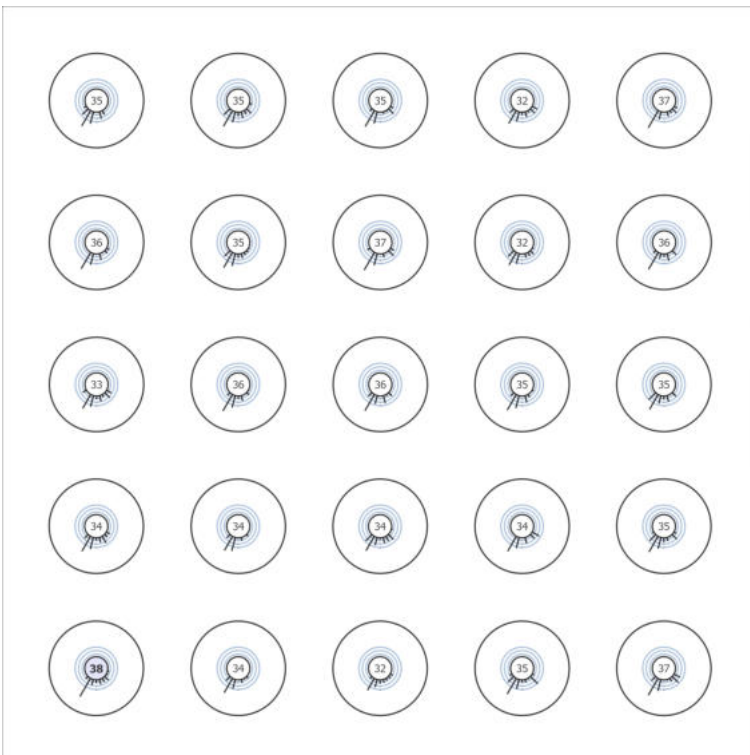


Site 1 (Light scene 1)

Calculation objects

GO - Stand A55 - TI (R_G)

Strongest glare at	240°
max	38
Target	≤ 50
Viewing sector	0° - 360°
Step width	15°
Angle of inclination	-2°
Height	8.660 m
Index	CG139
Method	Exact calculation according to CIE 112




Site 1 (Light scene 1)

Calculation objects

GO - Stand A57 - TI (R_G)

Strongest glare at	270°
max	44
Target	≤ 50
Viewing sector	0° - 360°
Step width	15°
Angle of inclination	-2°
Height	8.660 m
Index	CG140
Method	Exact calculation according to CIE 112




Site 1 (Light scene 1)

Calculation objects

GO - Stand A65 - TI (R_G)

Strongest glare at	285°
max	34
Target	≤ 50
Viewing sector	0° - 360°
Step width	15°
Angle of inclination	-2°
Height	8.660 m
Index	CG141
Method	Exact calculation according to CIE 112

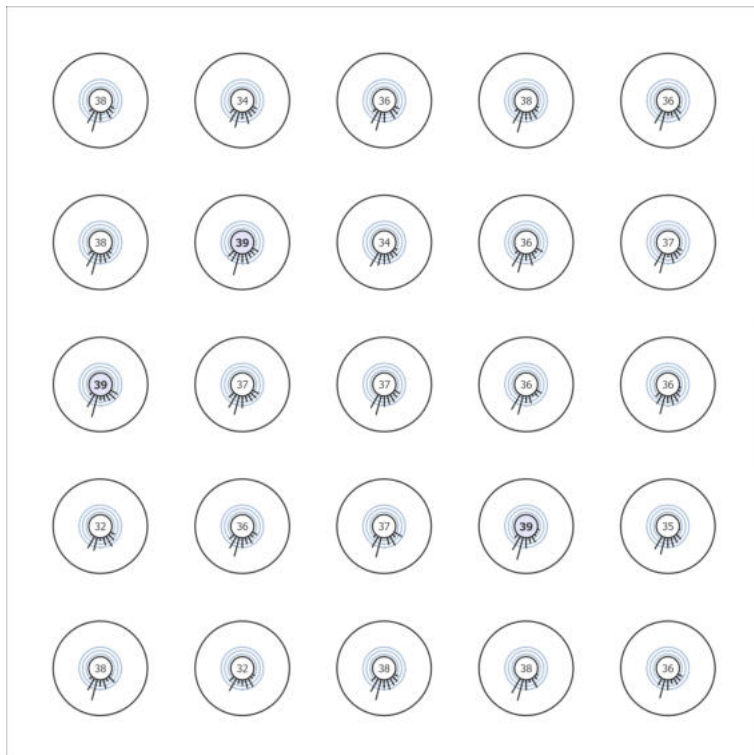


Site 1 (Light scene 1)

Calculation objects

GO - Stand A69 - TI (R_G)

Strongest glare at	255°
max	39
Target	≤ 50
Viewing sector	0° - 360°
Step width	15°
Angle of inclination	-2°
Height	8.660 m
Index	CG142
Method	Exact calculation according to CIE 112

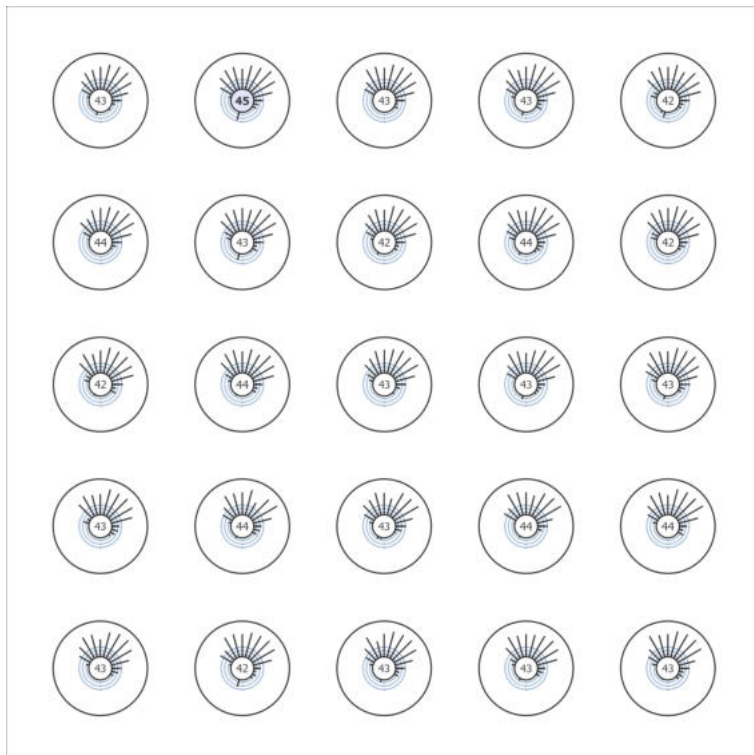


Site 1 (Light scene 1)

Calculation objects

GO - Stand A71 - TI (R_G)

Strongest glare at	240°
max	33
Target	≤ 50
Viewing sector	0° - 360°
Step width	15°
Angle of inclination	-2°
Height	8.660 m
Index	CG143
Method	Exact calculation according to CIE 112




Site 1 (Light scene 1)

Calculation objects

GO - Stand A75 - TI (R_G)

Strongest glare at	255°
max	28
Target	≤ 50
Viewing sector	0° - 360°
Step width	15°
Angle of inclination	-2°
Height	8.660 m
Index	CG144
Method	Exact calculation according to CIE 112



Site 1 (Light scene 1)

Calculation objects

GO - Stand A77 - TI (R_G)

Strongest glare at	270°
max	36
Target	≤ 50
Viewing sector	0° - 360°
Step width	15°
Angle of inclination	-2°
Height	8.660 m
Index	CG145
Method	Exact calculation according to CIE 112




Site 1 (Light scene 1)

Calculation objects

GO - Stand A85 - TI (R_G)

Strongest glare at	315°
max	31
Target	≤ 50
Viewing sector	0° - 360°
Step width	15°
Angle of inclination	-2°
Height	8.660 m
Index	CG146
Method	Exact calculation according to CIE 112

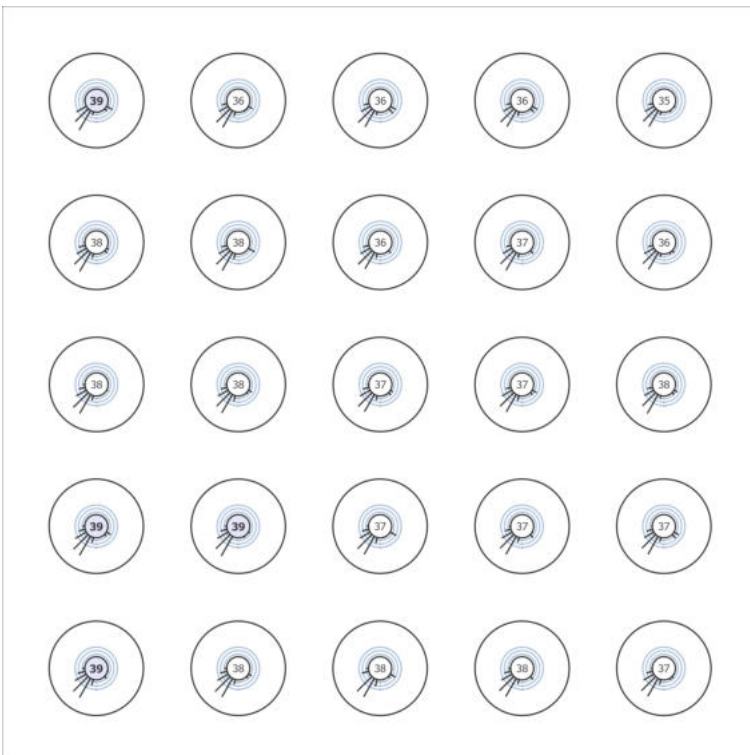


Site 1 (Light scene 1)

Calculation objects

GO - Stand A89 - TI (R_G)

Strongest glare at	240°
max	39
Target	≤ 50
Viewing sector	0° - 360°
Step width	15°
Angle of inclination	-2°
Height	8.660 m
Index	CG147
Method	Exact calculation according to CIE 112




Site 1 (Light scene 1)

Calculation objects

GO - Stand A38 - TI (R_G)

Strongest glare at	45°
max	42
Target	≤ 50
Viewing sector	0° - 360°
Step width	15°
Angle of inclination	-2°
Height	4.300 m
Index	CG148
Method	Exact calculation according to CIE 112




Site 1 (Light scene 1)

Calculation objects

GO - Stand A44 - TI (R_G)

Strongest glare at	75°
max	41
Target	≤ 50
Viewing sector	0° - 360°
Step width	15°
Angle of inclination	-2°
Height	4.300 m
Index	CG149
Method	Exact calculation according to CIE 112




Site 1 (Light scene 1)

Calculation objects

GO - Stand A48 - TI (R_G)

Strongest glare at	75°
max	41
Target	≤ 50
Viewing sector	0° - 360°
Step width	15°
Angle of inclination	-2°
Height	4.300 m
Index	CG150
Method	Exact calculation according to CIE 112




Site 1 (Light scene 1)

Calculation objects

GO - Stand A58 - TI (R_G)

Strongest glare at	60°
max	41
Target	≤ 50
Viewing sector	0° - 360°
Step width	15°
Angle of inclination	-2°
Height	4.300 m
Index	CG151
Method	Exact calculation according to CIE 112

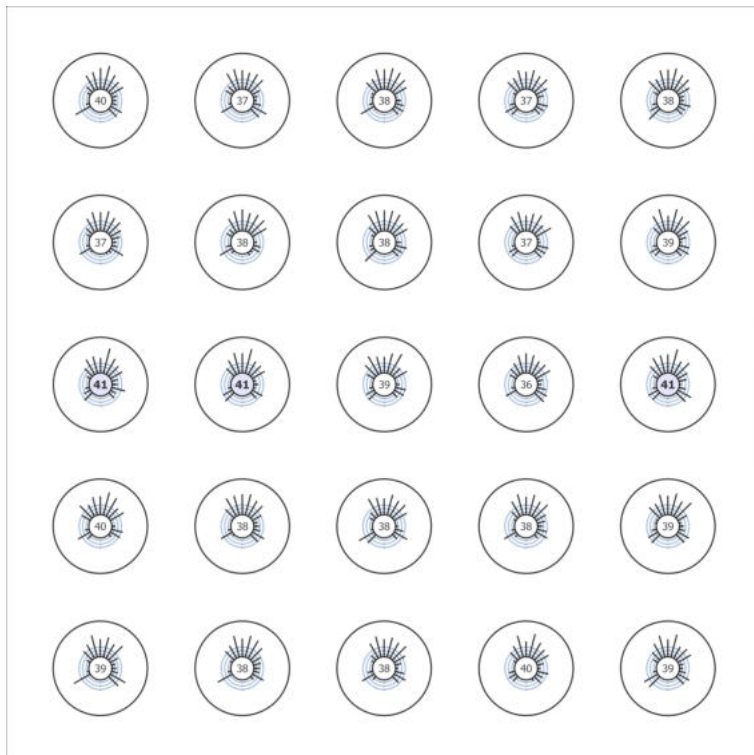


Site 1 (Light scene 1)

Calculation objects

GO - Stand A64 - TI (R_G)

Strongest glare at	75°
max	41
Target	≤ 50
Viewing sector	0° - 360°
Step width	15°
Angle of inclination	-2°
Height	4.300 m
Index	CG152
Method	Exact calculation according to CIE 112




Site 1 (Light scene 1)

Calculation objects

GO - Stand A68 - TI (R_G)

Strongest glare at	75°
max	41
Target	≤ 50
Viewing sector	0° - 360°
Step width	15°
Angle of inclination	-2°
Height	4.300 m
Index	CG153
Method	Exact calculation according to CIE 112




Site 1 (Light scene 1)

Calculation objects

GO - Stand A74 - TI (R_G)

Strongest glare at	45°
max	41
Target	≤ 50
Viewing sector	0° - 360°
Step width	15°
Angle of inclination	-2°
Height	4.300 m
Index	CG154
Method	Exact calculation according to CIE 112

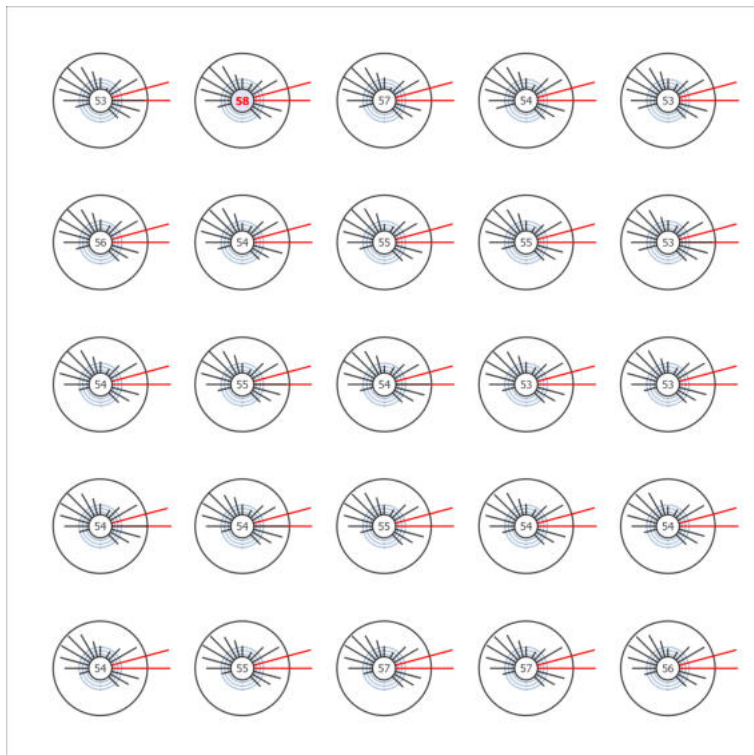


Site 1 (Light scene 1)

Calculation objects

GO - Stand I05 - 1 (R_G)

Strongest glare at	15°
max	58
Target	≤ 50
Viewing sector	0° - 360°
Step width	15°
Angle of inclination	-2°
Height	4.300 m
Index	CG157
Method	Exact calculation according to CIE 112




Site 1 (Light scene 1)

Calculation objects

GO - Stand I05 - 2 (R_G)

Strongest glare at	210°
max	49
Target	≤ 50
Viewing sector	0° - 360°
Step width	15°
Angle of inclination	-2°
Height	4.300 m
Index	CG158
Method	Exact calculation according to CIE 112




Site 1 (Light scene 1)

Calculation objects

GO - Stand I05 - 4 (R_G)

Strongest glare at	0°
max	38
Target	≤ 50
Viewing sector	0° - 360°
Step width	15°
Angle of inclination	-2°
Height	2.000 m
Index	CG159
Method	Exact calculation according to CIE 112

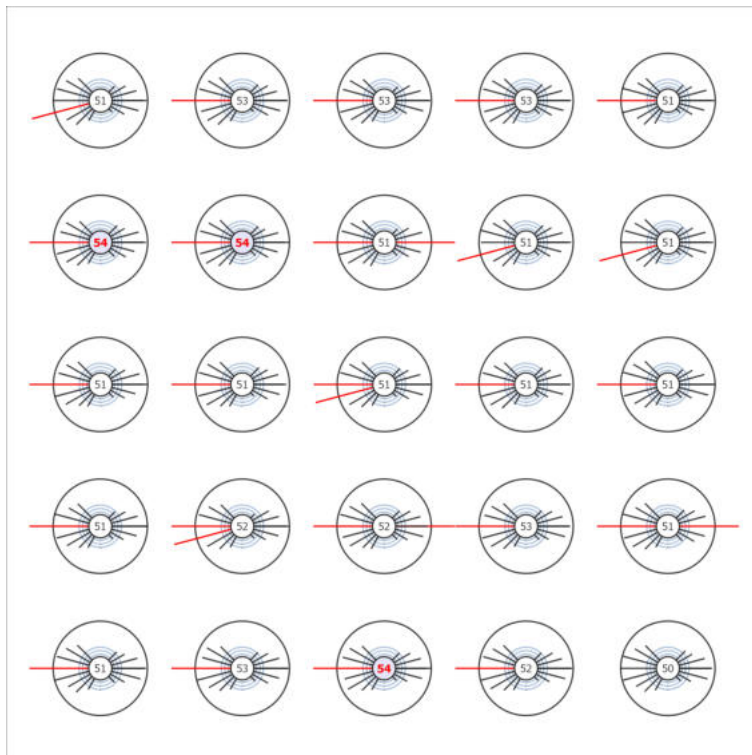


Site 1 (Light scene 1)

Calculation objects

GO - Stand I05 - 3 (R_G)

Strongest glare at	180°
max	54
Target	≤ 50
Viewing sector	0° - 360°
Step width	15°
Angle of inclination	-2°
Height	2.000 m
Index	CG160
Method	Exact calculation according to CIE 112

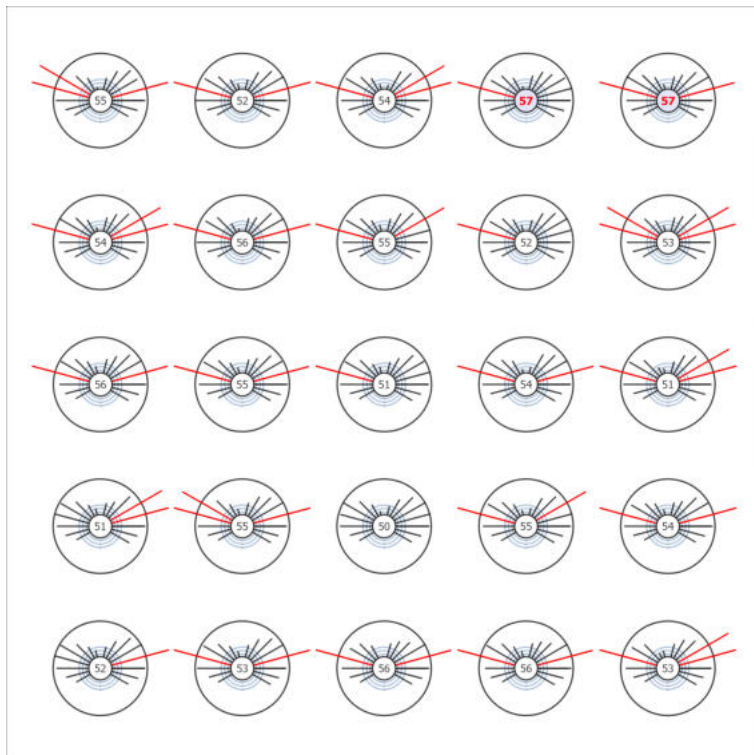


Site 1 (Light scene 1)

Calculation objects

GO - Stand I04 - 1 (R_G)

Strongest glare at	165°
max	57
Target	≤ 50
Viewing sector	0° - 360°
Step width	15°
Angle of inclination	-2°
Height	4.300 m
Index	CG161
Method	Exact calculation according to CIE 112

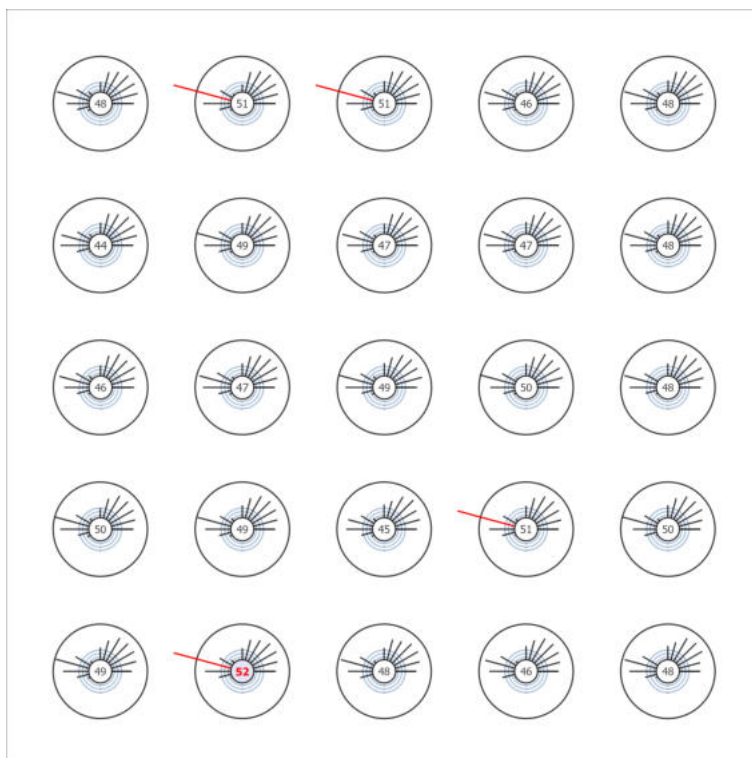


Site 1 (Light scene 1)

Calculation objects

GO - Stand I03 - 1 (R_G)

Strongest glare at	165°
max	52
Target	≤ 50
Viewing sector	0° - 360°
Step width	15°
Angle of inclination	-2°
Height	4.300 m
Index	CG162
Method	Exact calculation according to CIE 112

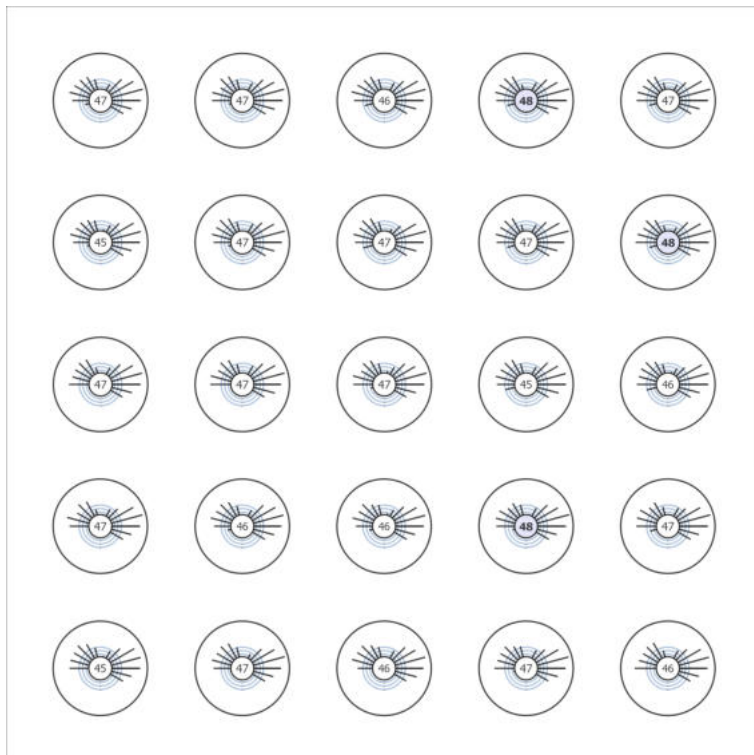


Site 1 (Light scene 1)

Calculation objects

GO - Stand I02 - 1 (R_G)

Strongest glare at	15°
max	48
Target	≤ 50
Viewing sector	0° - 360°
Step width	15°
Angle of inclination	-2°
Height	4.300 m
Index	CG163
Method	Exact calculation according to CIE 112




Site 1 (Light scene 1)

Calculation objects

GO - Stand I01 - 1 (R_G)

Strongest glare at	165°
max	47
Target	≤ 50
Viewing sector	0° - 360°
Step width	15°
Angle of inclination	-2°
Height	4.300 m
Index	CG164
Method	Exact calculation according to CIE 112

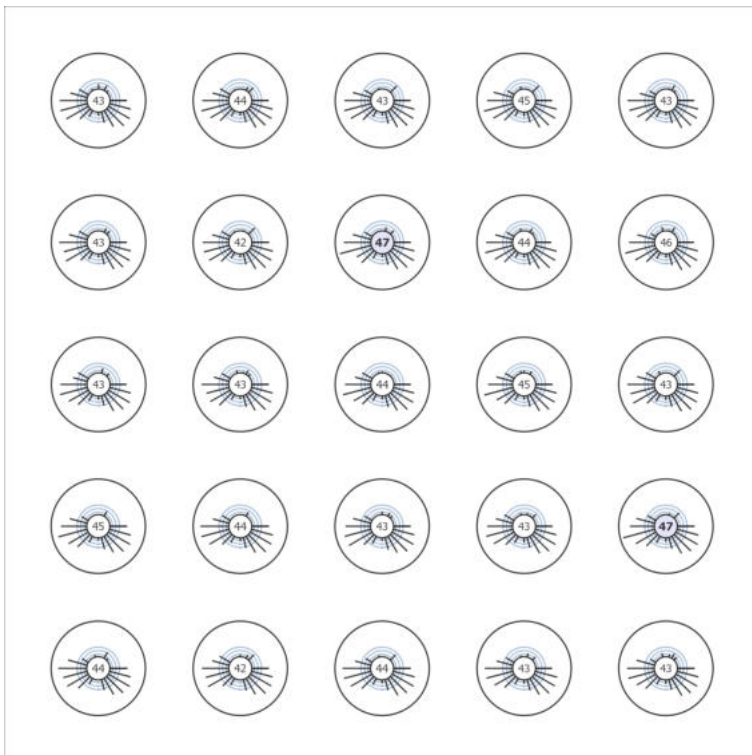


Site 1 (Light scene 1)

Calculation objects

GO - Stand I01 - 2 (R_G)

Strongest glare at	195°
max	47
Target	≤ 50
Viewing sector	0° - 360°
Step width	15°
Angle of inclination	-2°
Height	4.300 m
Index	CG165
Method	Exact calculation according to CIE 112

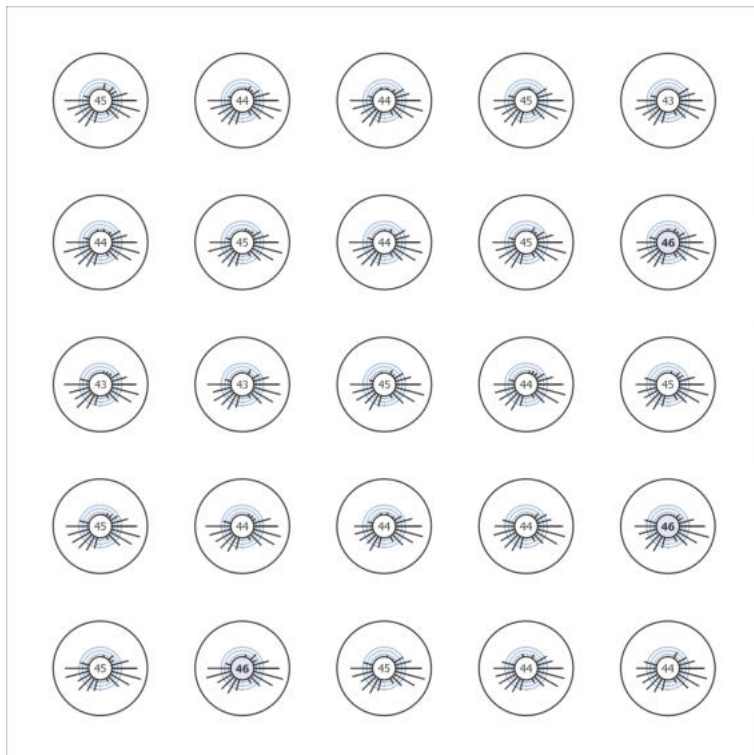


Site 1 (Light scene 1)

Calculation objects

GO - Stand I02 - 2 (R_G)

Strongest glare at	345°
max	46
Target	≤ 50
Viewing sector	0° - 360°
Step width	15°
Angle of inclination	-2°
Height	4.300 m
Index	CG166
Method	Exact calculation according to CIE 112

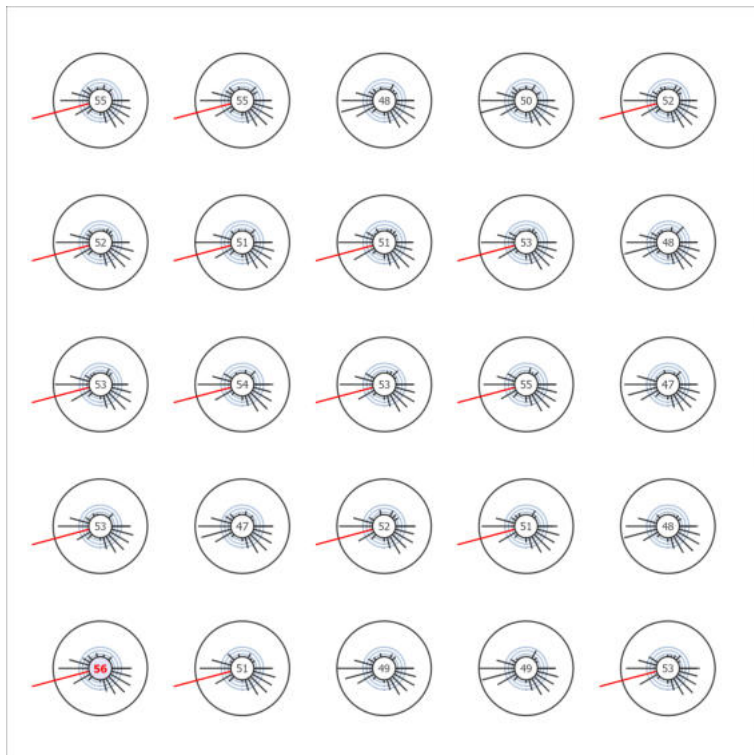


Site 1 (Light scene 1)

Calculation objects

GO - Stand I03 - 2 (R_G)

Strongest glare at	195°
max	56
Target	≤ 50
Viewing sector	0° - 360°
Step width	15°
Angle of inclination	-2°
Height	4.300 m
Index	CG167
Method	Exact calculation according to CIE 112

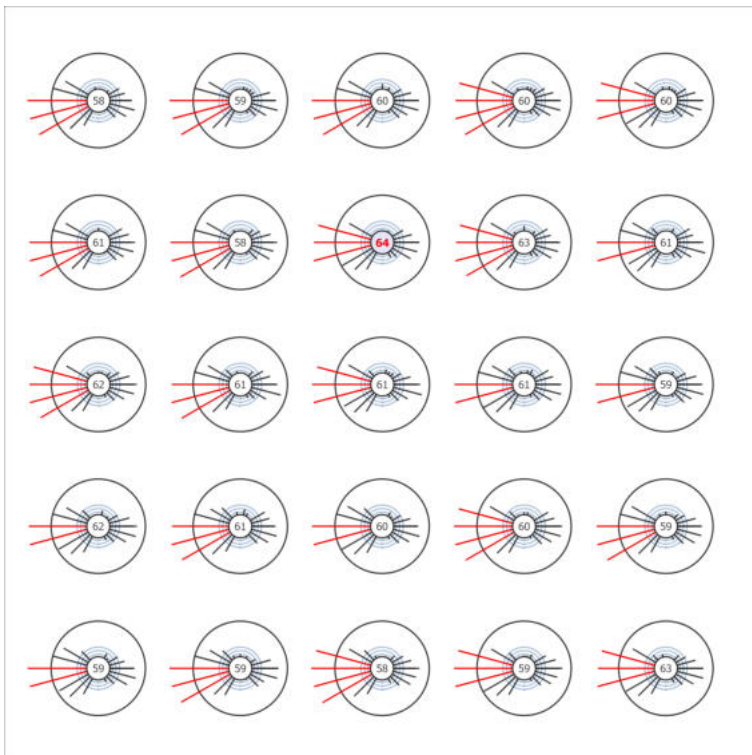


Site 1 (Light scene 1)

Calculation objects

GO - Stand I04 - 2 (R_G)

Strongest glare at	195°
max	64
Target	≤ 50
Viewing sector	0° - 360°
Step width	15°
Angle of inclination	-2°
Height	4.300 m
Index	CG168
Method	Exact calculation according to CIE 112




Site 1 (Light scene 1)

Calculation objects

GO - Stand I01 - 3 (R_G)

Strongest glare at	180°
max	47
Target	≤ 50
Viewing sector	0° - 360°
Step width	15°
Angle of inclination	-2°
Height	2.000 m
Index	CG169
Method	Exact calculation according to CIE 112




Site 1 (Light scene 1)

Calculation objects

GO - Stand I01 - 4 (R_G)

Strongest glare at	180°
max	47
Target	≤ 50
Viewing sector	0° - 360°
Step width	15°
Angle of inclination	-2°
Height	2.000 m
Index	CG170
Method	Exact calculation according to CIE 112

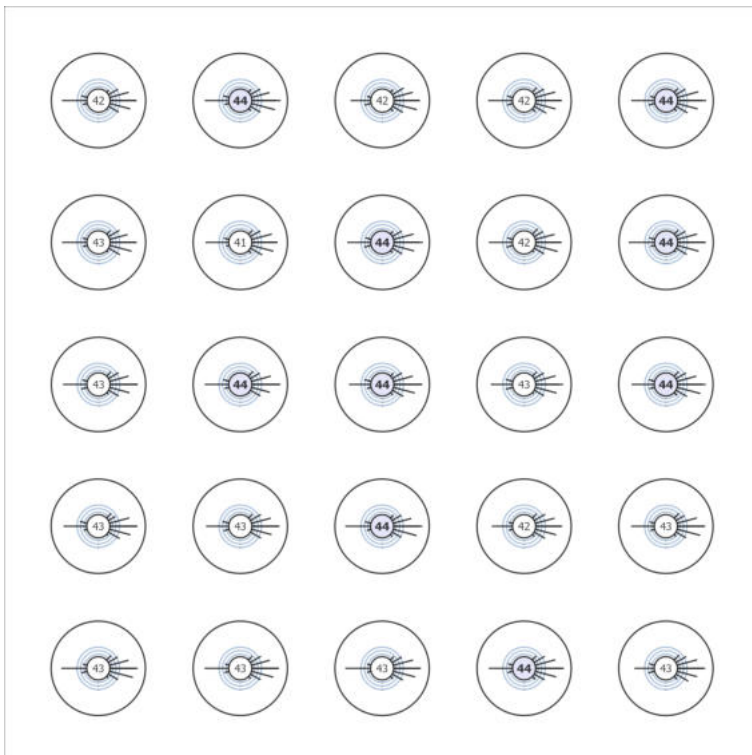


Site 1 (Light scene 1)

Calculation objects

GO - Stand I02 - 4 (R_G)

Strongest glare at	360°
max	44
Target	≤ 50
Viewing sector	0° - 360°
Step width	15°
Angle of inclination	-2°
Height	2.000 m
Index	CG171
Method	Exact calculation according to CIE 112




Site 1 (Light scene 1)

Calculation objects

GO - Stand I02 - 3 (R_G)

Strongest glare at	180°
max	47
Target	≤ 50
Viewing sector	0° - 360°
Step width	15°
Angle of inclination	-2°
Height	2.000 m
Index	CG172
Method	Exact calculation according to CIE 112

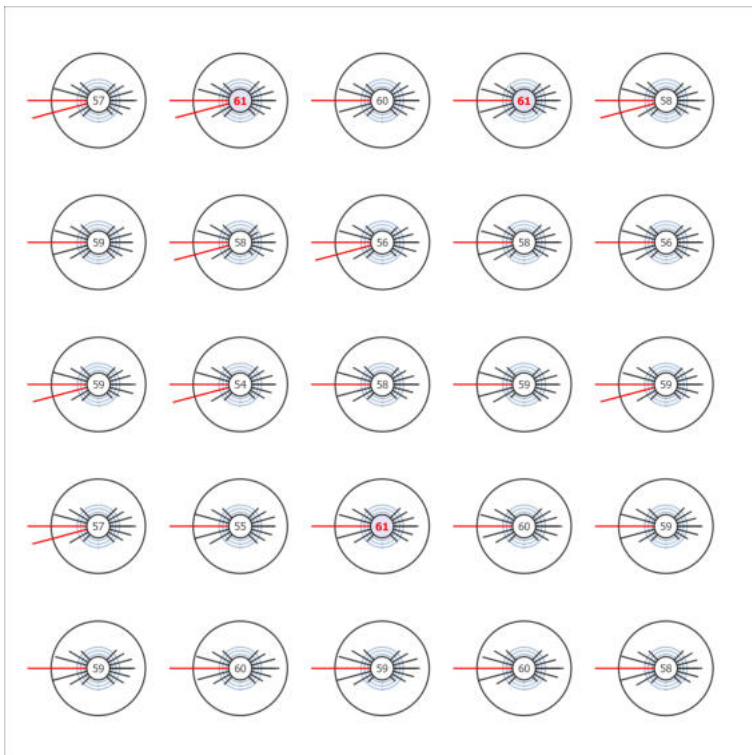


Site 1 (Light scene 1)

Calculation objects

GO - Stand I03 - 4 (R_G)

Strongest glare at	180°
max	61
Target	≤ 50
Viewing sector	0° - 360°
Step width	15°
Angle of inclination	-2°
Height	2.000 m
Index	CG173
Method	Exact calculation according to CIE 112

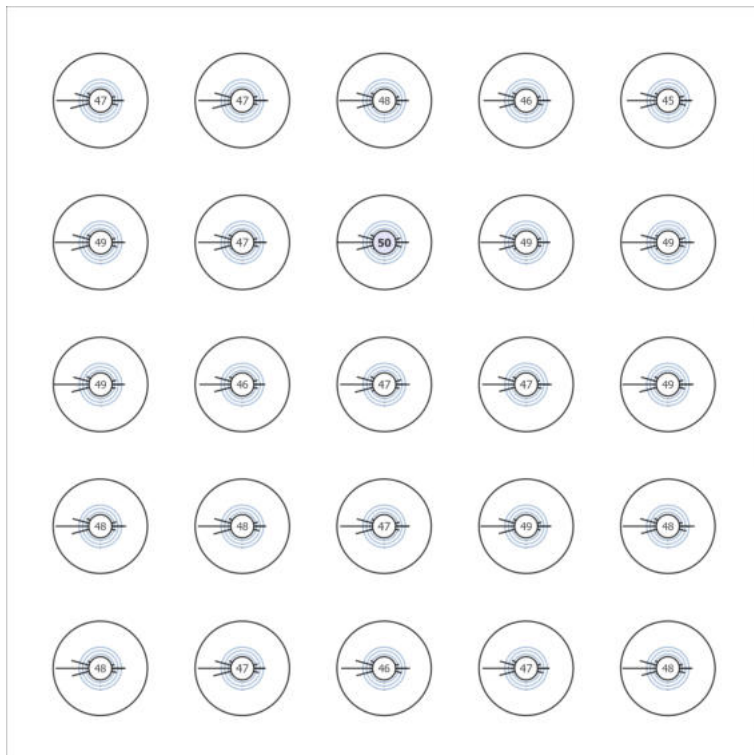


Site 1 (Light scene 1)

Calculation objects

GO - Stand I03 - 3 (R_G)

Strongest glare at	180°
max	50
Target	≤ 50
Viewing sector	0° - 360°
Step width	15°
Angle of inclination	-2°
Height	2.000 m
Index	CG174
Method	Exact calculation according to CIE 112

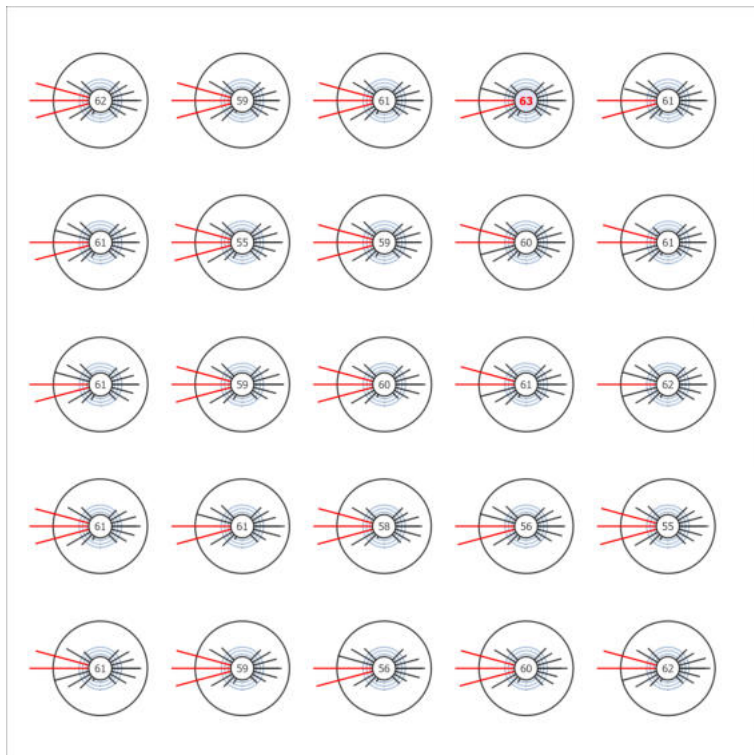


Site 1 (Light scene 1)

Calculation objects

GO - Stand I04 - 3 (R_G)

Strongest glare at	180°
max	63
Target	≤ 50
Viewing sector	0° - 360°
Step width	15°
Angle of inclination	-2°
Height	2.000 m
Index	CG175
Method	Exact calculation according to CIE 112

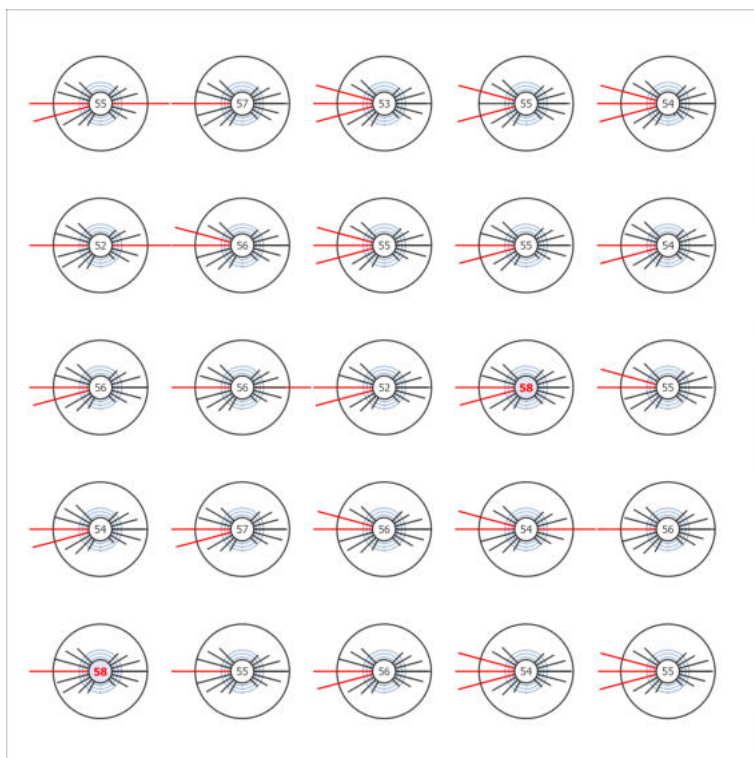


Site 1 (Light scene 1)

Calculation objects

GO - Stand I04 - 4 (R_G)

Strongest glare at	180°
max	58
Target	≤ 50
Viewing sector	0° - 360°
Step width	15°
Angle of inclination	-2°
Height	2.000 m
Index	CG176
Method	Exact calculation according to CIE 112




Site 1 (Light scene 1)

Calculation objects

GO - Stand I05 - TI (R_G)

Strongest glare at	75°
max	41
Target	≤ 50
Viewing sector	0° - 360°
Step width	15°
Angle of inclination	-2°
Height	4.300 m
Index	CG182
Method	Exact calculation according to CIE 112




Site 1 (Light scene 1)

Calculation objects

GO - Stand I04 - TI (R_G)

Strongest glare at	75°
max	41
Target	≤ 50
Viewing sector	0° - 360°
Step width	15°
Angle of inclination	-2°
Height	4.300 m
Index	CG183
Method	Exact calculation according to CIE 112

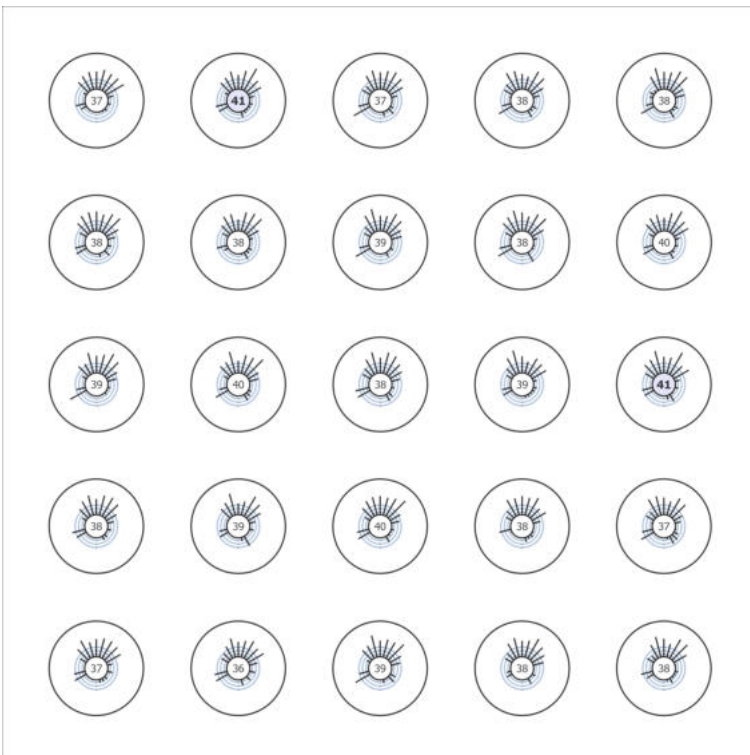


Site 1 (Light scene 1)

Calculation objects

GO - Stand I03 - TI (R_G)

Strongest glare at	60°
max	41
Target	≤ 50
Viewing sector	0° - 360°
Step width	15°
Angle of inclination	-2°
Height	4.300 m
Index	CG184
Method	Exact calculation according to CIE 112

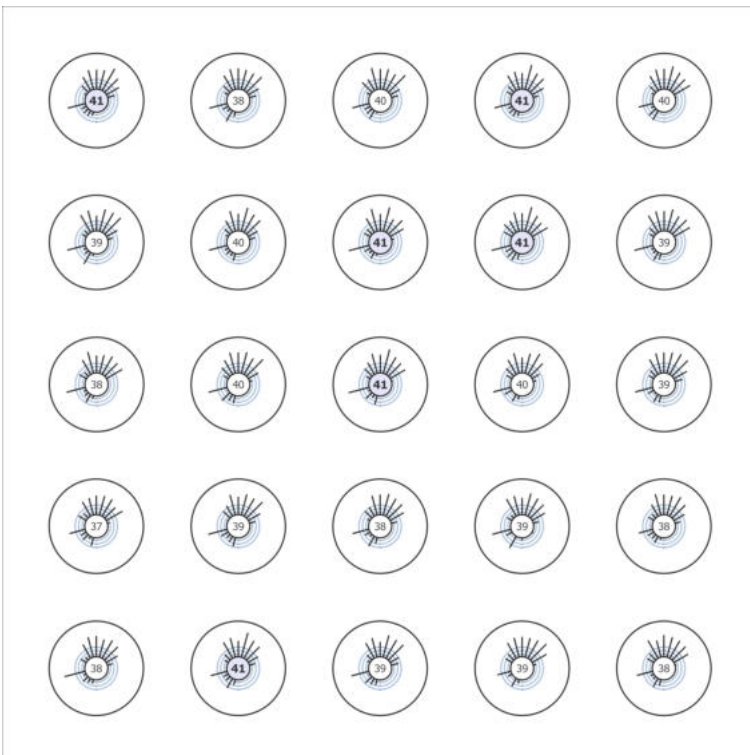


Site 1 (Light scene 1)

Calculation objects

GO - Stand I02 - TI (R_G)

Strongest glare at	75°
max	41
Target	≤ 50
Viewing sector	0° - 360°
Step width	15°
Angle of inclination	-2°
Height	4.300 m
Index	CG185
Method	Exact calculation according to CIE 112




Site 1 (Light scene 1)

Calculation objects

GO - Stand I01 - TI (R_G)

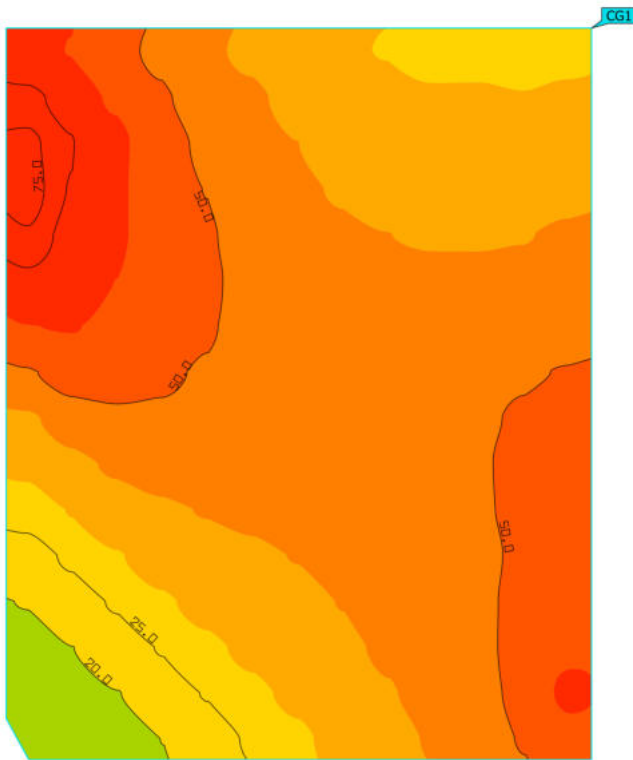
Strongest glare at	75°
max	41
Target	≤ 50
Viewing sector	0° - 360°
Step width	15°
Angle of inclination	-2°
Height	4.300 m
Index	CG186
Method	Exact calculation according to CIE 112



Utilisation profile: DIALux presetting (5.1.4 Standard (outdoor transportation area))

Site 1 (Light scene 1)

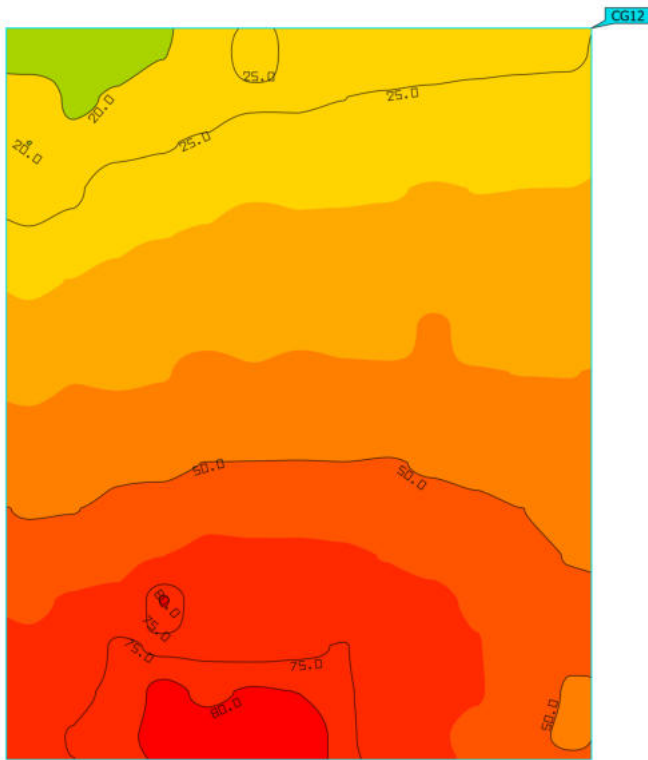
Stand A89 - H



Properties	\bar{E}	E_{min}	E_{max}	$U_0 (g_1)$	g_2	Index
Stand A89 - H Horizontal illuminance Height: -0.000 m	42.8 lx	13.4 lx	77.5 lx	0.31	0.17	CG1

Utilisation profile: DIALux presetting (5.1.4-Standard (outdoor transportation area))

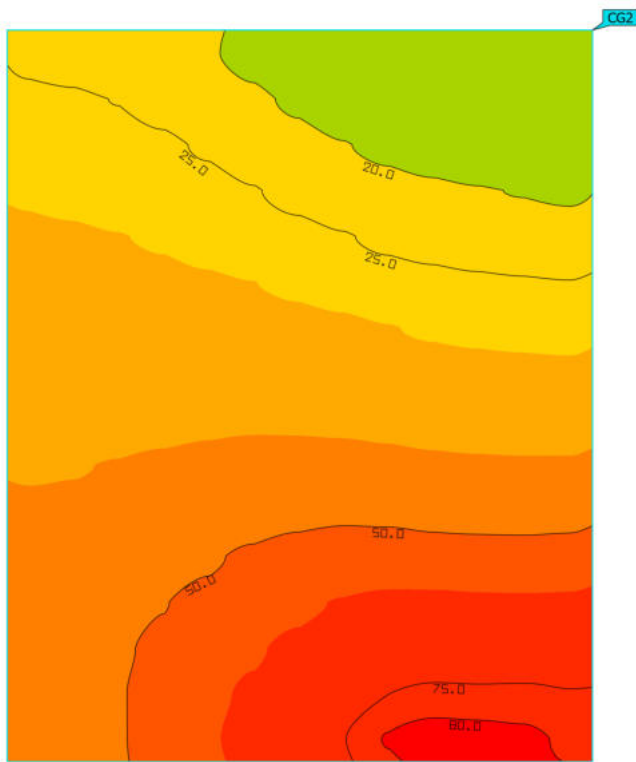
Site 1 (Light scene 1)
Stand A77 - H



Properties	\bar{E}	E_{min}	E_{max}	$U_0 (g_1)$	g_2	Index
Stand A77 - H Horizontal illuminance Height: -0.000 m	44.9 lx	15.5 lx	85.7 lx	0.35	0.18	CG12

Utilisation profile: DIALux presetting (5.1.4-Standard (outdoor transportation area))

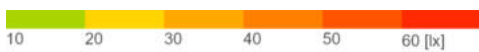
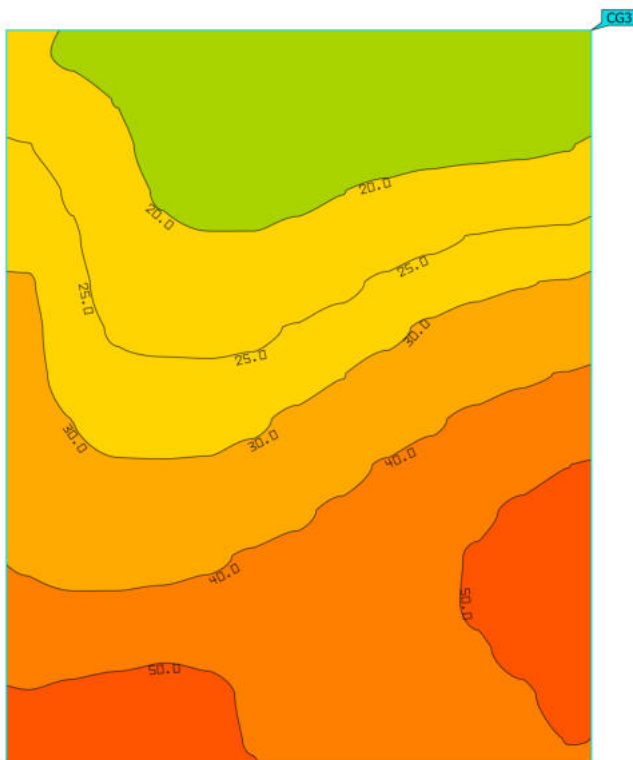
Site 1 (Light scene 1)
Stand A71 - H



Properties	\bar{E}	E_{min}	E_{max}	$U_0 (g_1)$	g_2	Index
Stand A71 - H Horizontal illuminance Height: -0.000 m	39.3 lx	13.2 lx	82.5 lx	0.34	0.16	CG2

Utilisation profile: DIALux presetting (5.1.4-Standard (outdoor transportation area))

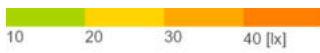
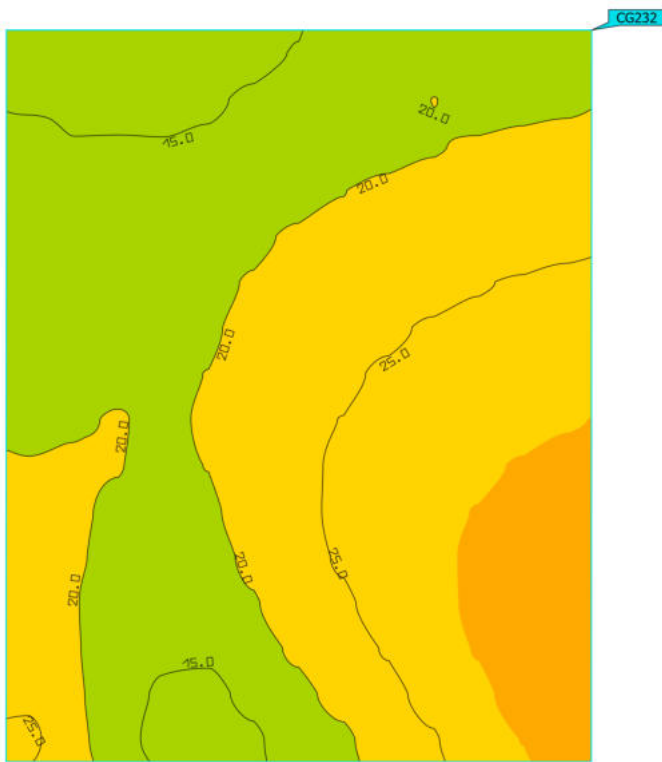
Site 1 (Light scene 1)
Stand A69 - H



Properties	\bar{E}	E_{min}	E_{max}	$U_0 (g_1)$	g_2	Index
Stand A69 - H Horizontal illuminance Height: -0.000 m	33.5 lx	15.2 lx	57.5 lx	0.45	0.26	CG3

Utilisation profile: DIALux presetting (5.1.4-Standard (outdoor transportation area))

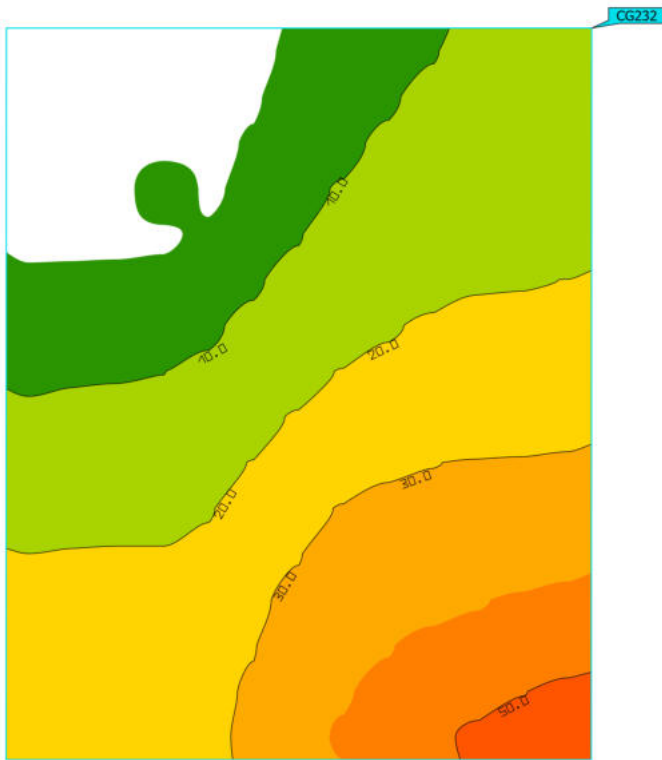
Site 1 (Light scene 1)
Stand A57 - V



Properties	\bar{E}	E_{min}	E_{max}	$U_0 (g_1)$	g_2	Index
Stand A57 - V Vertical illuminance Rotation: 0.0°, Height: 2.000 m	21.5 lx	12.3 lx	34.2 lx	0.57	0.36	CG232

Utilisation profile: DIALux presetting (5.1.4 Standard (outdoor transportation area))

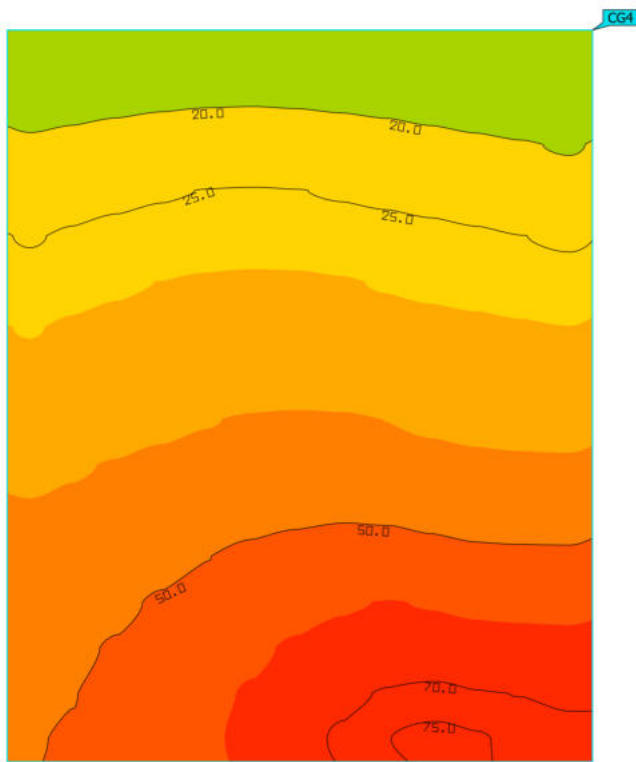
Site 1 (Light scene 1)
Stand A57 - V



Properties	\bar{E}	E_{min}	E_{max}	$U_0 (g_1)$	g_2	Index
Stand A57 - V Vertical illuminance Rotation: 180.0°, Height: 2.000 m	20.2 lx	2.54 lx	56.5 lx	0.13	0.045	CG232

Utilisation profile: DIALux presetting (5.1.4-Standard (outdoor transportation area))

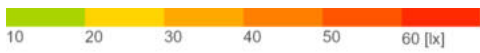
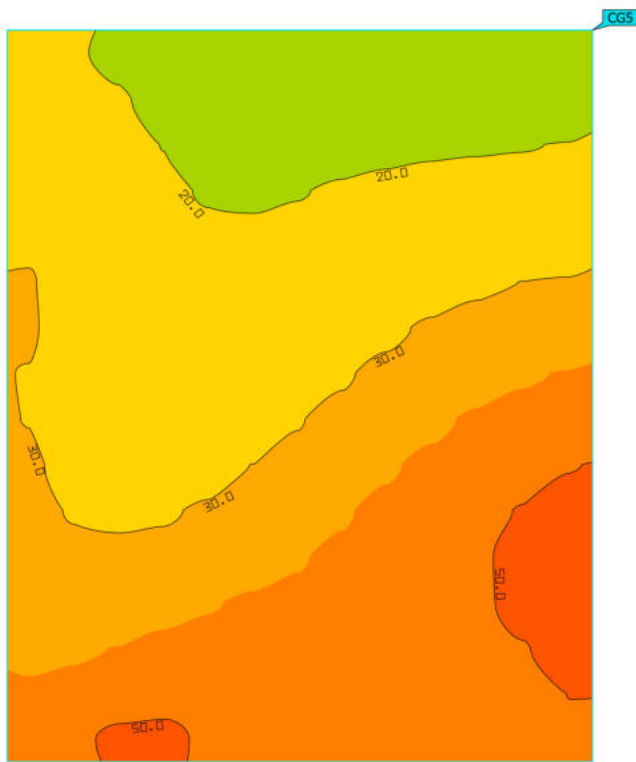
Site 1 (Light scene 1)
Stand A51 - H



Properties	\bar{E}	E_{min}	E_{max}	$U_0 (g_1)$	g_2	Index
Stand A51 - H Horizontal illuminance Height: -0.000 m	38.8 lx	15.9 lx	76.6 lx	0.41	0.21	CG4

Utilisation profile: DIALux presetting (5.1.4-Standard (outdoor transportation area))

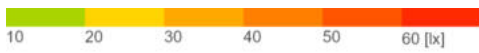

Site 1 (Light scene 1)
Stand A49 - H



Properties	\bar{E}	E_{min}	E_{max}	$U_0 (g_1)$	g_2	Index
Stand A49 - H Horizontal illuminance Height: -0.000 m	32.1 lx	15.7 lx	55.4 lx	0.49	0.28	CG5

Utilisation profile: DIALux presetting (5.1.4-Standard (outdoor transportation area))

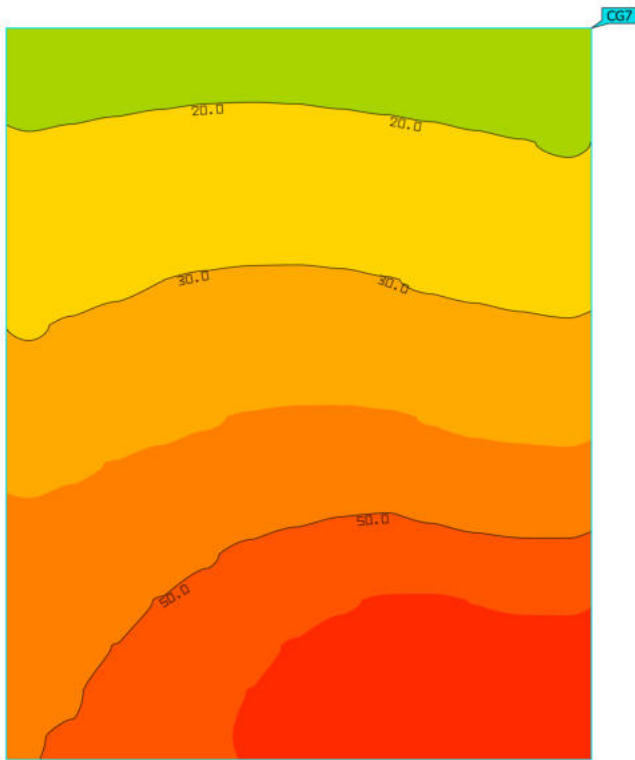
Site 1 (Light scene 1)
Stand A37 - H



Properties	\bar{E}	E_{min}	E_{max}	$U_0 (g_1)$	g_2	Index
Stand A37 - H Horizontal illuminance Height: -0.000 m	31.9 lx	11.6 lx	55.2 lx	0.36	0.21	CG6

Utilisation profile: DIALux presetting (5.1.4-Standard (outdoor transportation area))

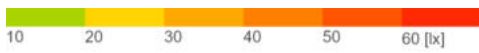
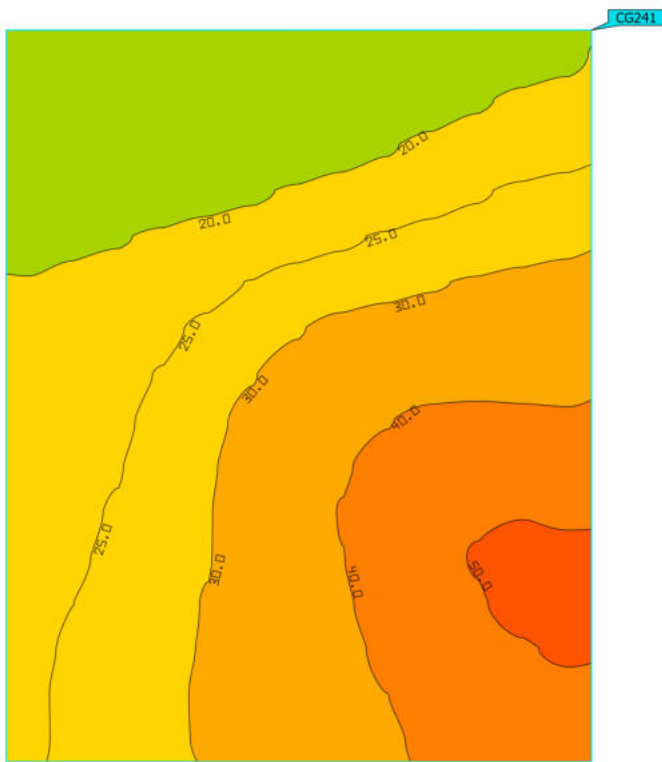
Site 1 (Light scene 1)
Stand A31 - H



Properties	\bar{E}	E_{min}	E_{max}	$U_0 (g_1)$	g_2	Index
Stand A31 - H Horizontal illuminance Height: -0.000 m	39.0 lx	15.2 lx	77.5 lx	0.39	0.20	CG7

Utilisation profile: DIALux presetting (5.1.4-Standard (outdoor transportation area))

Site 1 (Light scene 1)
Stand A29 - V

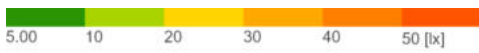
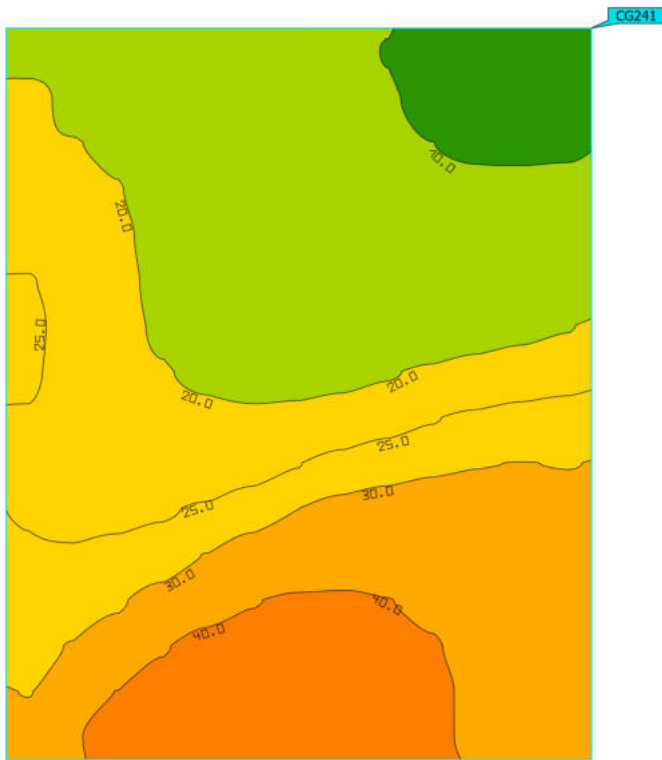


Properties	\bar{E}	E_{min}	E_{max}	$U_0 (g_1)$	g_2	Index
Stand A29 - V Vertical illuminance Rotation: 0.0°, Height: 2.000 m	29.1 lx	11.3 lx	53.3 lx	0.39	0.21	CG241

Utilisation profile: DIALux presetting (5.1.4 Standard (outdoor transportation area))

Site 1 (Light scene 1)

Stand A29 - V

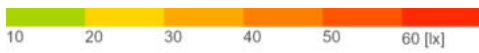
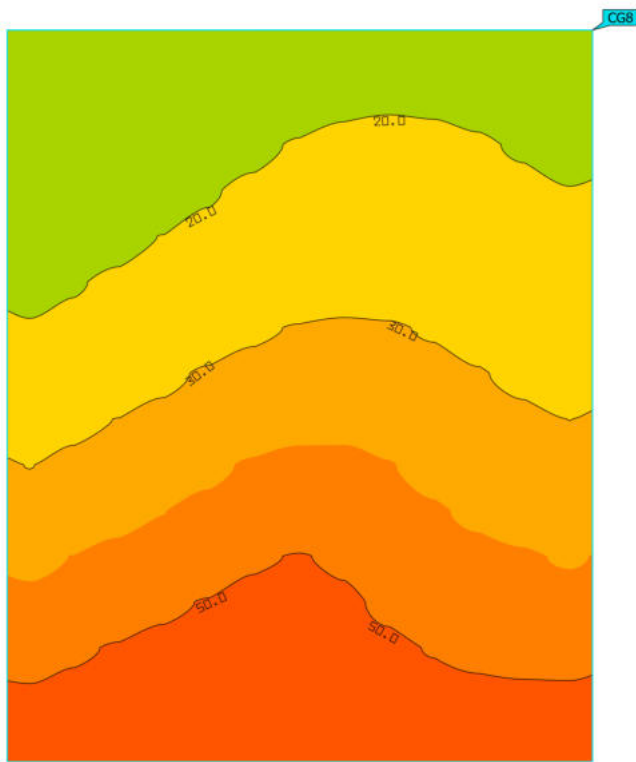


Properties	\bar{E}	E_{min}	E_{max}	$U_0 (g_1)$	g_2	Index
Stand A29 - V Vertical illuminance Rotation: 180.0°, Height: 2.000 m	24.8 lx	6.94 lx	49.5 lx	0.28	0.14	CG241

Utilisation profile: DIALux presetting (5.1.4 Standard (outdoor transportation area))

Site 1 (Light scene 1)

Stand A17 - H

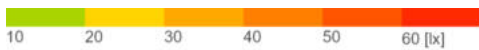
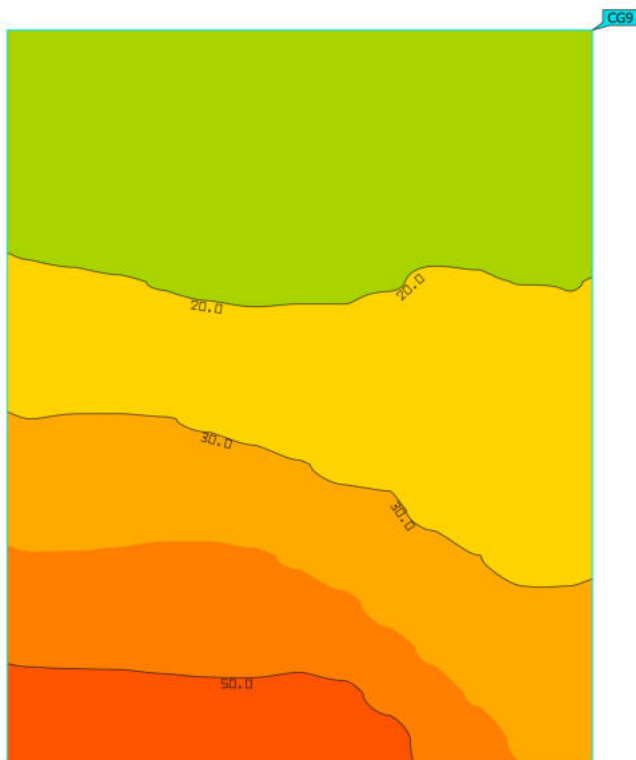


Properties	\bar{E}	E_{min}	E_{max}	$U_0 (g_1)$	g_2	Index
Stand A17 - H Horizontal illuminance Height: -0.000 m	33.5 lx	11.7 lx	57.7 lx	0.35	0.20	CG8

Utilisation profile: DIALux presetting (5.1.4 Standard (outdoor transportation area))

Site 1 (Light scene 1)

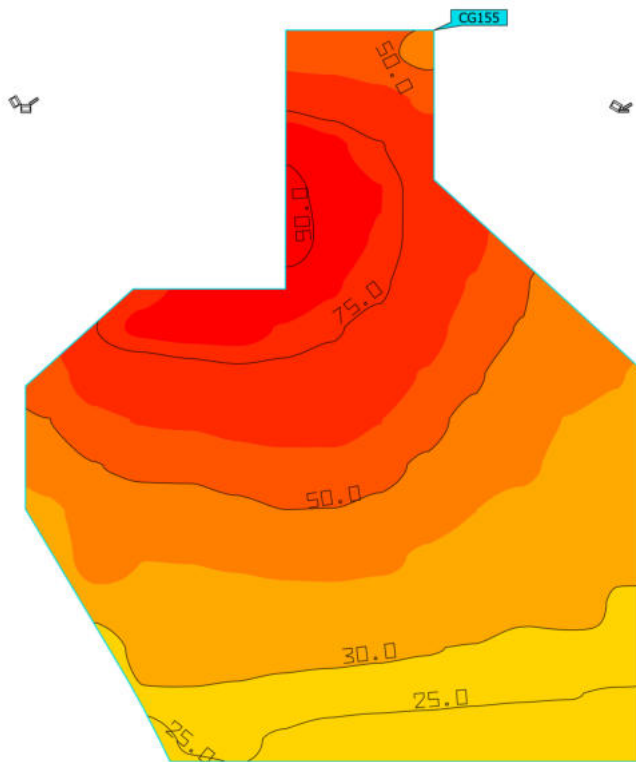
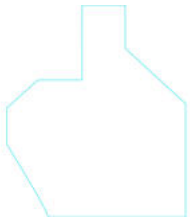
Stand A11 - H



Properties	\bar{E}	E_{min}	E_{max}	$U_0 (g_1)$	g_2	Index
Stand A11 - H Horizontal illuminance Height: -0.000 m	28.2 lx	10.6 lx	56.3 lx	0.38	0.19	CG9

Utilisation profile: DIALux presetting (5.1.4 Standard (outdoor transportation area))

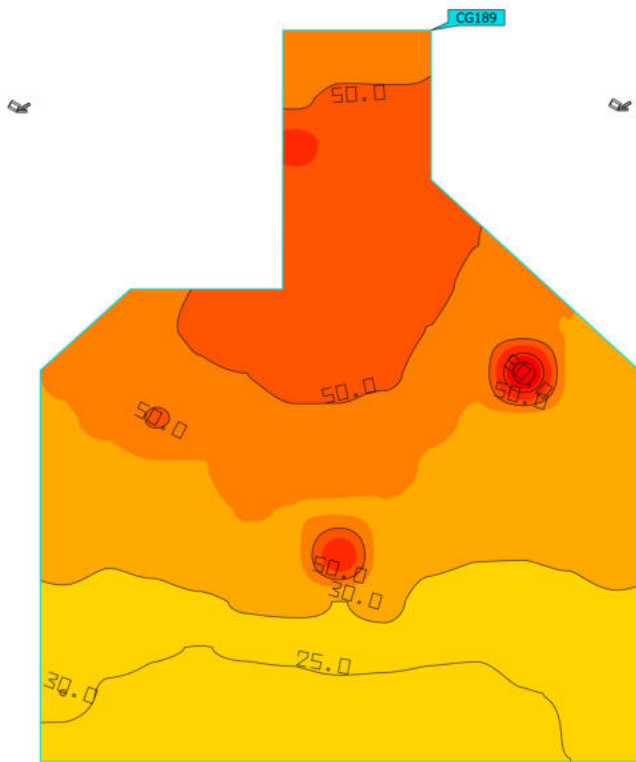
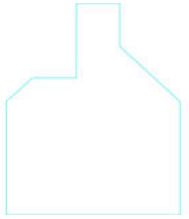
Site 1 (Light scene 1)
Stand A74 - H



Properties	\bar{E}	E_{min}	E_{max}	$U_0 (g_1)$	g_2	Index
Stand A74 - H Horizontal illuminance Height: -0.000 m	48.7 lx	22.0 lx	97.9 lx	0.45	0.22	CG155

Utilisation profile: DIALux presetting (5.1.4-Standard (outdoor transportation area))

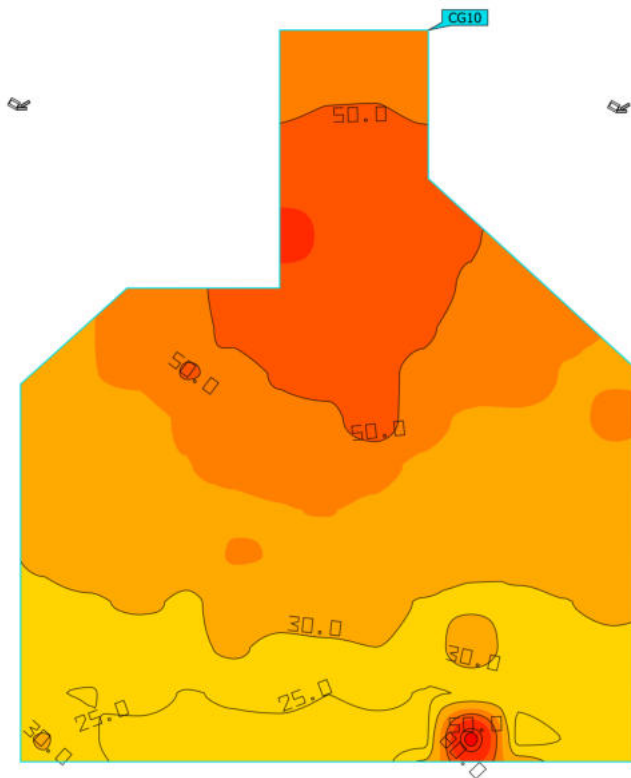
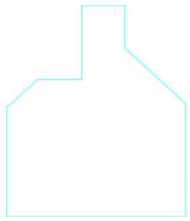
Site 1 (Light scene 1)
Stand A68 - H



Properties	\bar{E}	E_{min}	E_{max}	$U_0 (g_1)$	g_2	Index
Stand A68 - H Horizontal illuminance Height: -0.000 m	37.9 lx	20.1 lx	98.5 lx	0.53	0.20	CG189

Utilisation profile: DIALux presetting (5.1.4-Standard (outdoor transportation area))

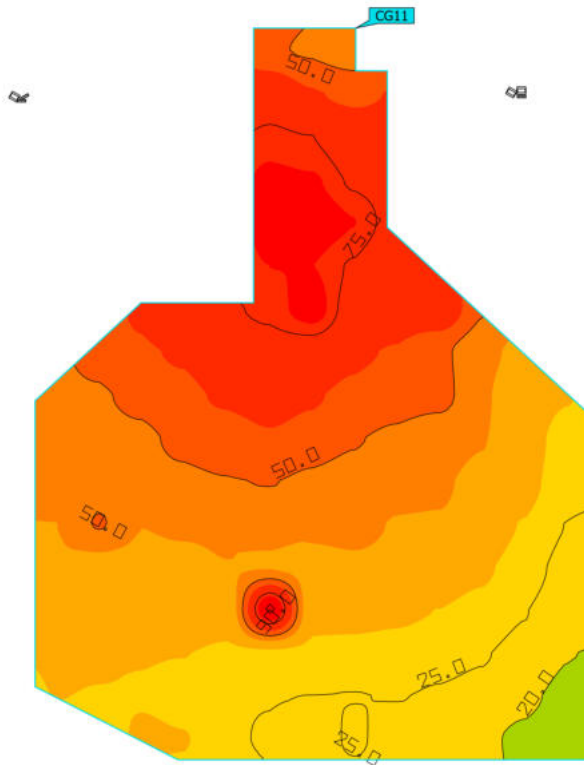
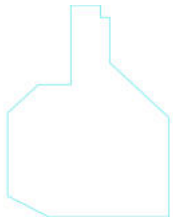
Site 1 (Light scene 1)
Stand A48 - H



Properties	\bar{E}	E_{min}	E_{max}	$U_0 (g_1)$	g_2	Index
Stand A48 - H Horizontal illuminance Height: -0.000 m	38.4 lx	22.1 lx	82.9 lx	0.58	0.27	CG10

Utilisation profile: DIALux presetting (5.1.4-Standard (outdoor transportation area))

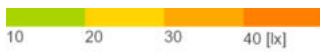
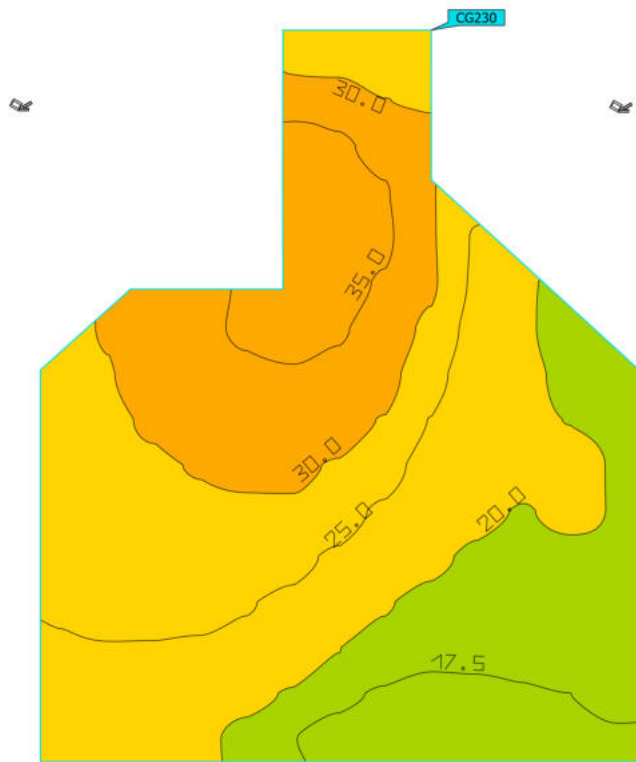

Site 1 (Light scene 1)
Stand A34 - H



Properties	\bar{E}	E_{min}	E_{max}	$U_0 (g_1)$	g_2	Index
Stand A34 - H Horizontal illuminance Height: -0.000 m	44.2 lx	17.0 lx	92.2 lx	0.38	0.18	CG11

Utilisation profile: DIALux presetting (5.1.4-Standard (outdoor transportation area))

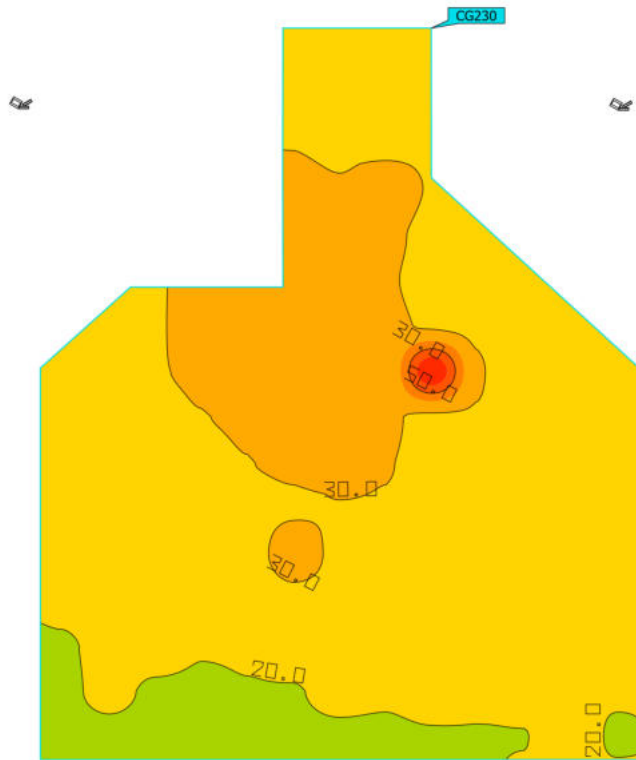
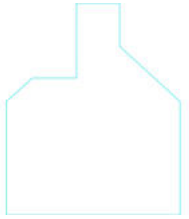
Site 1 (Light scene 1)
Stand A64 - V



Properties	\bar{E}	E_{min}	E_{max}	$U_0 (g_1)$	g_2	Index
Stand A64 - V Vertical illuminance Rotation: 0.0°, Height: 2.000 m	25.3 lx	15.5 lx	37.5 lx	0.61	0.41	CG230

Utilisation profile: DIALux presetting (5.1.4-Standard (outdoor transportation area))

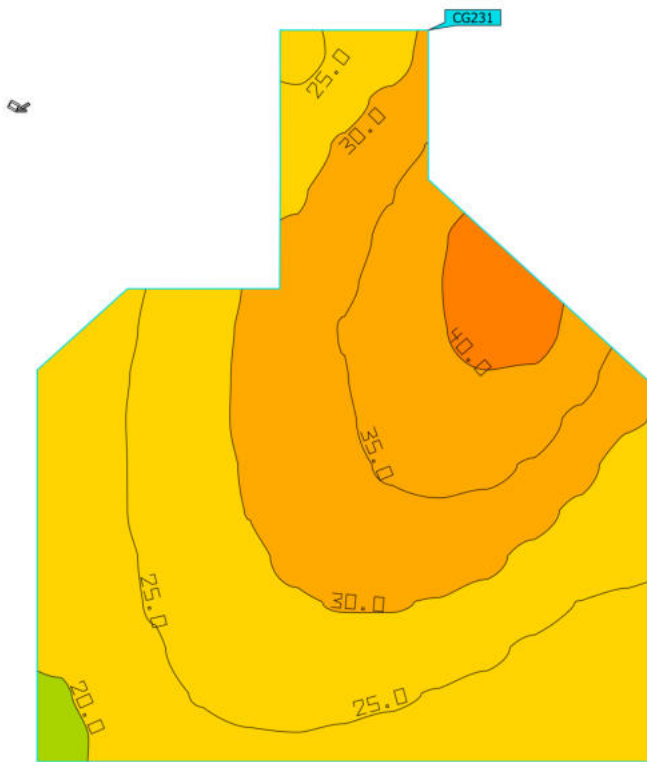

Site 1 (Light scene 1)
Stand A64 - V



Properties	\bar{E}	E_{min}	E_{max}	$U_0 (g_1)$	g_2	Index
Stand A64 - V Vertical illuminance Rotation: 180.0°, Height: 2.000 m	26.1 lx	16.8 lx	69.2 lx	0.64	0.24	CG230

Utilisation profile: DIALux presetting (5.1.4-Standard (outdoor transportation area))


Site 1 (Light scene 1)
Stand A58 - V



Properties	\bar{E}	E_{min}	E_{max}	$U_0 (g_1)$	g_2	Index
Stand A58 - V Vertical illuminance Rotation: 0.0°, Height: 2.000 m	29.1 lx	18.8 lx	42.0 lx	0.65	0.45	CG231

Utilisation profile: DIALux presetting (5.1.4 Standard (outdoor transportation area))

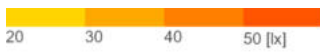
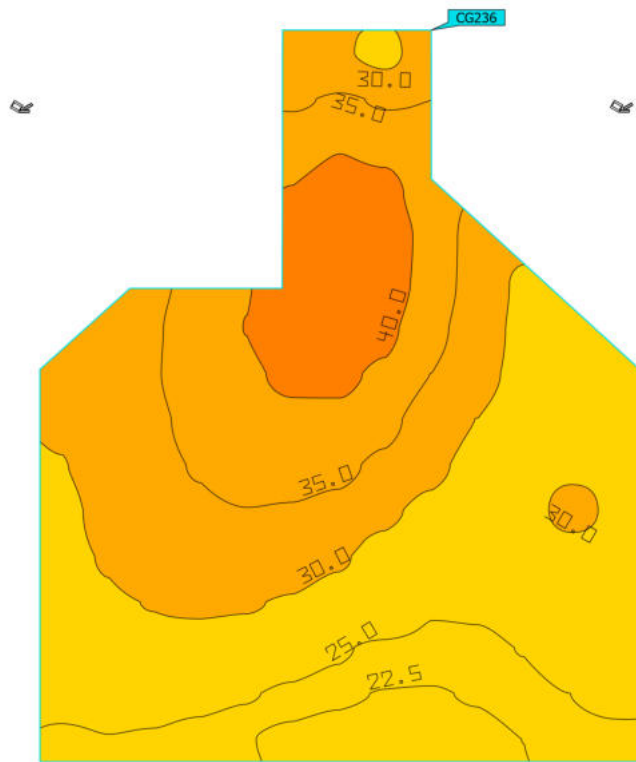
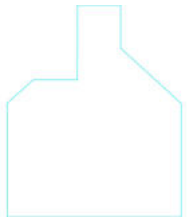
Site 1 (Light scene 1)
Stand A58 - V



Properties	\bar{E}	E_{min}	E_{max}	$U_0 (g_1)$	g_2	Index
Stand A58 - V Vertical illuminance Rotation: 180.0°, Height: 2.000 m	26.0 lx	17.7 lx	45.4 lx	0.68	0.39	CG231

Utilisation profile: DIALux presetting (5.1.4 Standard (outdoor transportation area))

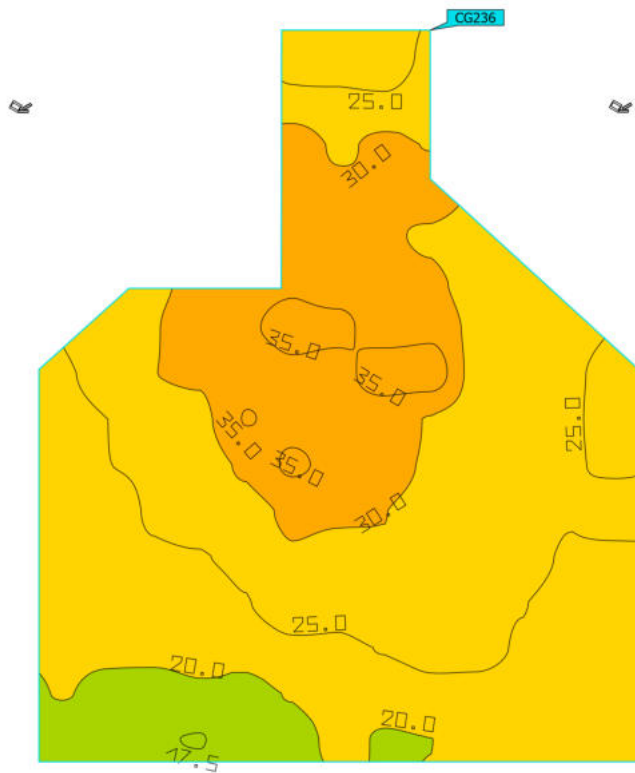
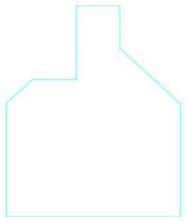
Site 1 (Light scene 1)
Stand A44 - V



Properties	\bar{E}	E_{min}	E_{max}	$U_0 (g_1)$	g_2	Index
Stand A44 - V Vertical illuminance Rotation: 0.0°, Height: 2.000 m	31.0 lx	20.6 lx	42.9 lx	0.66	0.48	CG236

Utilisation profile: DIALux presetting (5.1.4-Standard (outdoor transportation area))

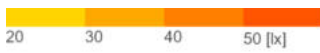
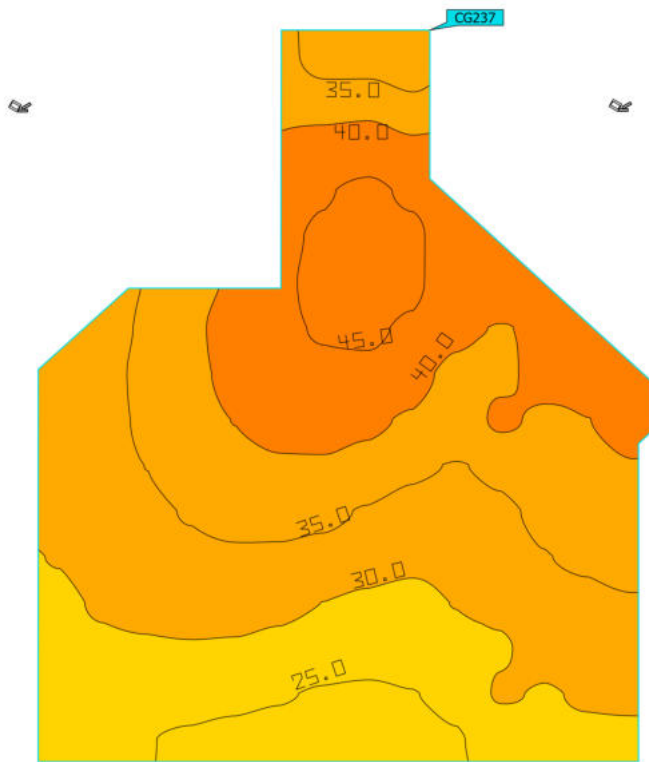
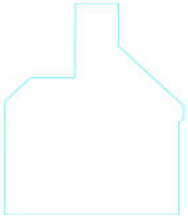
Site 1 (Light scene 1)
Stand A44 - V



Properties	\bar{E}	E_{min}	E_{max}	$U_0 (g_1)$	g_2	Index
Stand A44 - V Vertical illuminance Rotation: 180.0°, Height: 2.000 m	26.4 lx	17.4 lx	38.3 lx	0.66	0.45	CG236

Utilisation profile: DIALux presetting (5.1.4 Standard (outdoor transportation area))

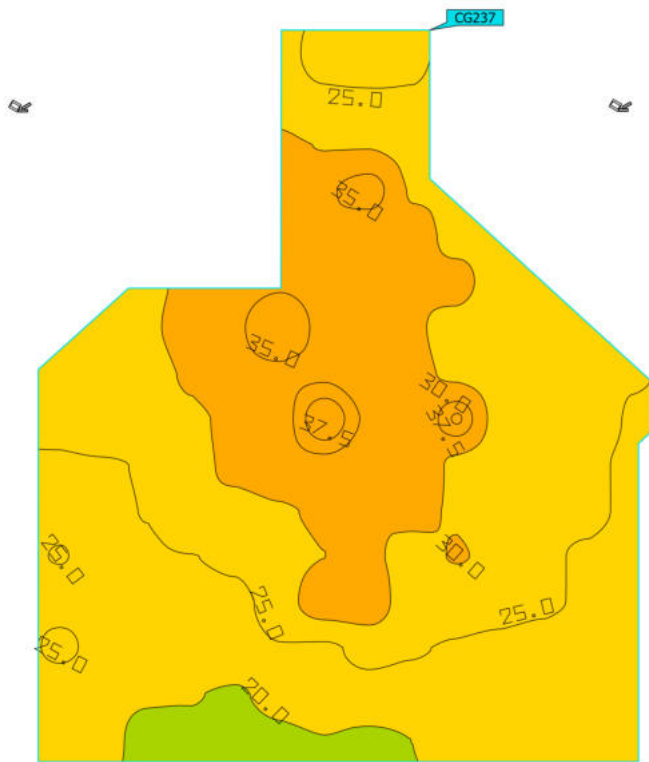
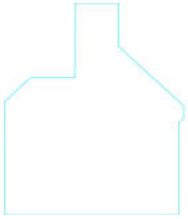
Site 1 (Light scene 1)
Stand A38 - V



Properties	\bar{E}	E_{min}	E_{max}	$U_o (g_1)$	g_2	Index
Stand A38 - V Vertical illuminance Rotation: 0.0°, Height: 2.000 m	34.6 lx	22.1 lx	46.7 lx	0.64	0.47	CG237

Utilisation profile: DIALux presetting (5.1.4-Standard (outdoor transportation area))

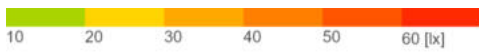
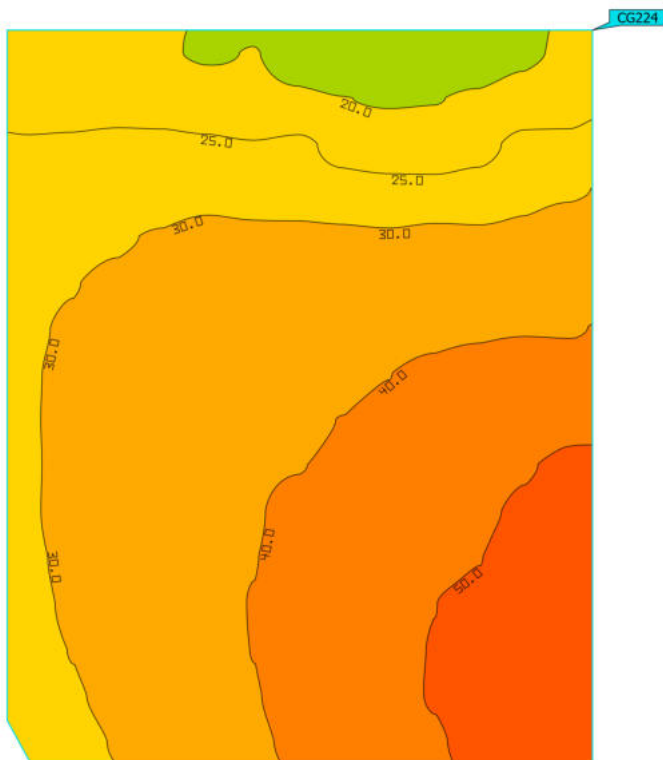
Site 1 (Light scene 1)
Stand A38 - V



Properties	\bar{E}	E_{min}	E_{max}	$U_0 (g_1)$	g_2	Index
Stand A38 - V Vertical illuminance Rotation: 180.0°, Height: 2.000 m	26.8 lx	17.8 lx	39.8 lx	0.66	0.45	CG237

Utilisation profile: DIALux presetting (5.1.4 Standard (outdoor transportation area))

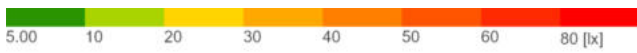
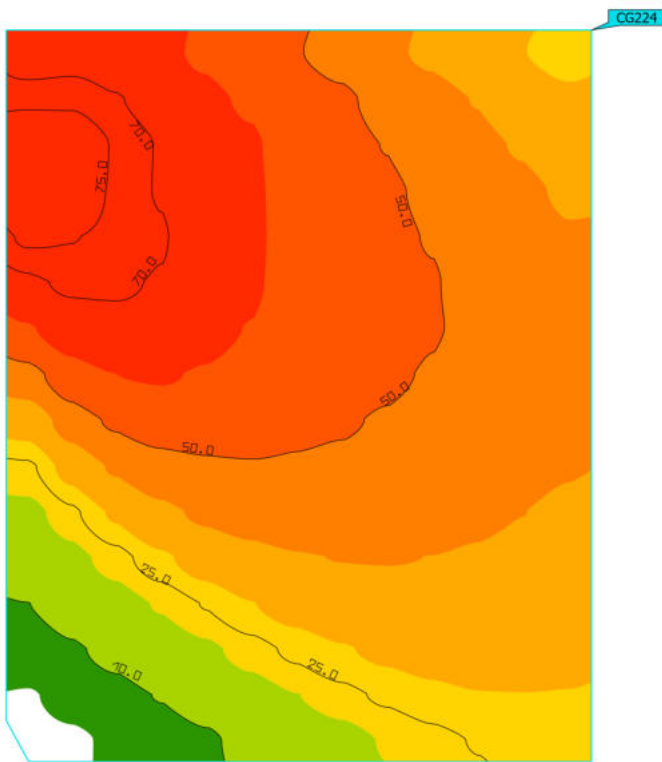
Site 1 (Light scene 1)
Stand A89 - V



Properties	\bar{E}	E_{min}	E_{max}	$U_0 (g_1)$	g_2	Index
Stand A89 - V Vertical illuminance Rotation: 0.0°, Height: 2.000 m	35.0 lx	16.9 lx	56.4 lx	0.48	0.30	CG224

Utilisation profile: DIALux presetting (5.1.4 Standard (outdoor transportation area))

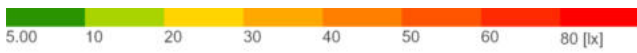
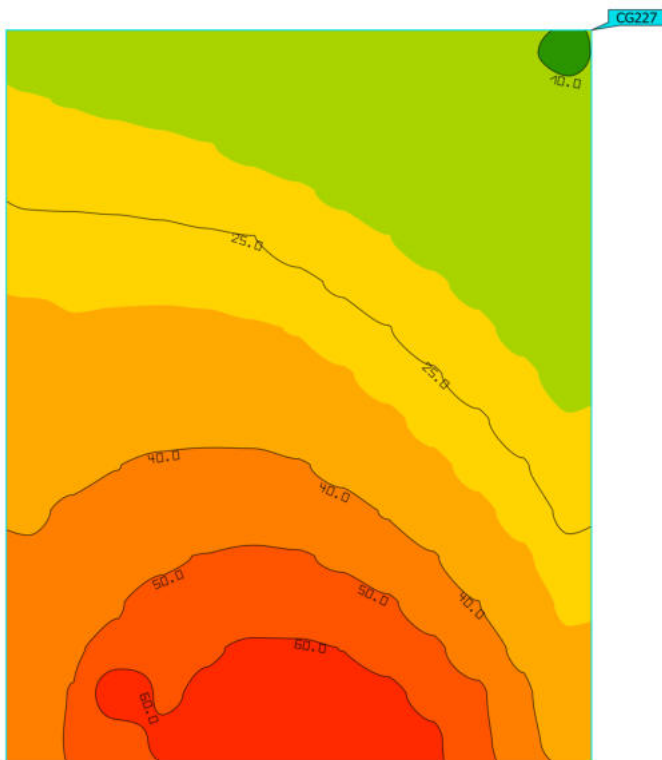
Site 1 (Light scene 1)
Stand A89 - V



Properties	\bar{E}	E_{min}	E_{max}	$U_0 (g_1)$	g_2	Index
Stand A89 - V Vertical illuminance Rotation: 180.0°, Height: 2.000 m	43.4 lx	4.14 lx	79.5 lx	0.095	0.052	CG224

Utilisation profile: DIALux presetting (5.1.4 Standard (outdoor transportation area))

Site 1 (Light scene 1)
Stand A71 - V

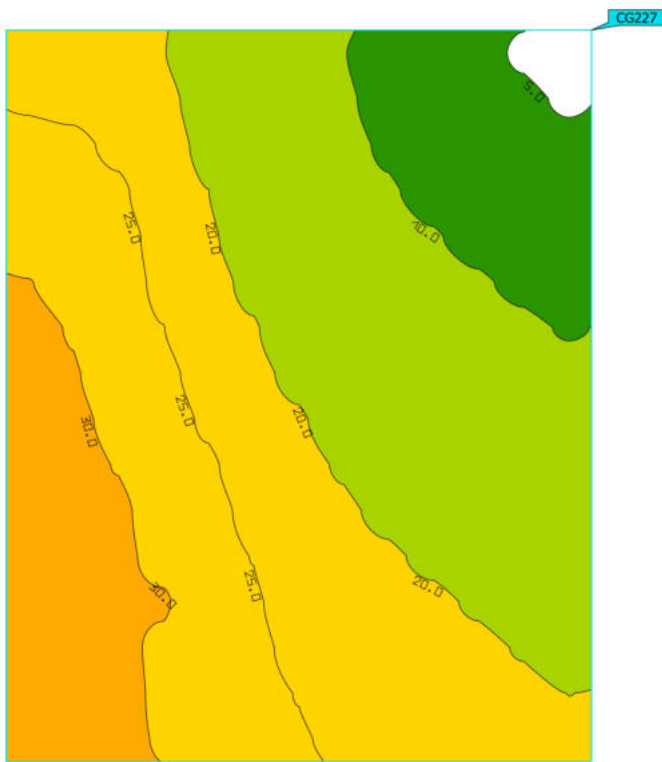


Properties	\bar{E}	E_{min}	E_{max}	$U_0 (g_1)$	g_2	Index
Stand A71 - V Vertical illuminance Rotation: 0.0°, Height: 2.000 m	33.2 lx	9.64 lx	69.0 lx	0.29	0.14	CG227

Utilisation profile: DIALux presetting (5.1.4-Standard (outdoor transportation area))

Site 1 (Light scene 1)

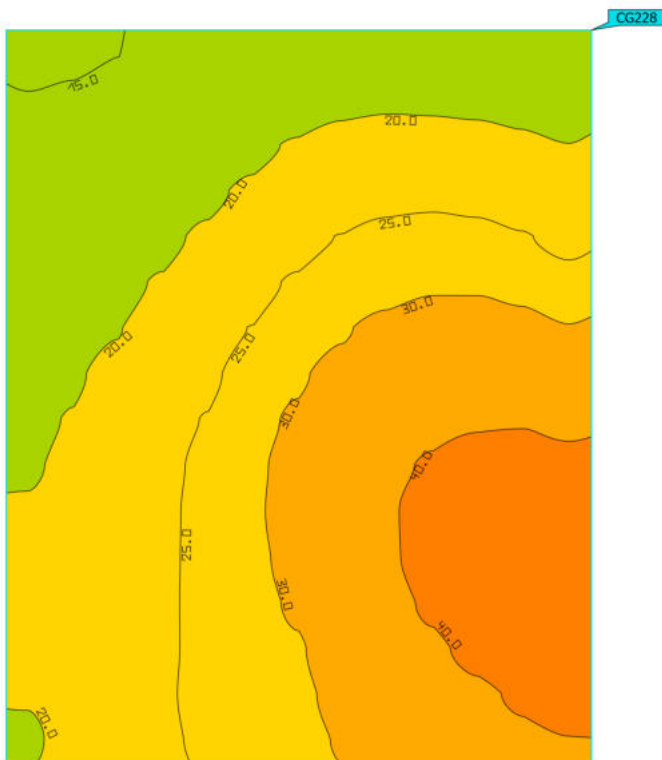
Stand A71 - V



Properties	\bar{E}	E_{min}	E_{max}	$U_0 (g_1)$	g_2	Index
Stand A71 - V Vertical illuminance Rotation: 180.0°, Height: 2.000 m	20.5 lx	4.33 lx	35.2 lx	0.21	0.12	CG227

Utilisation profile: DIALux presetting (5.1.4 Standard (outdoor transportation area))

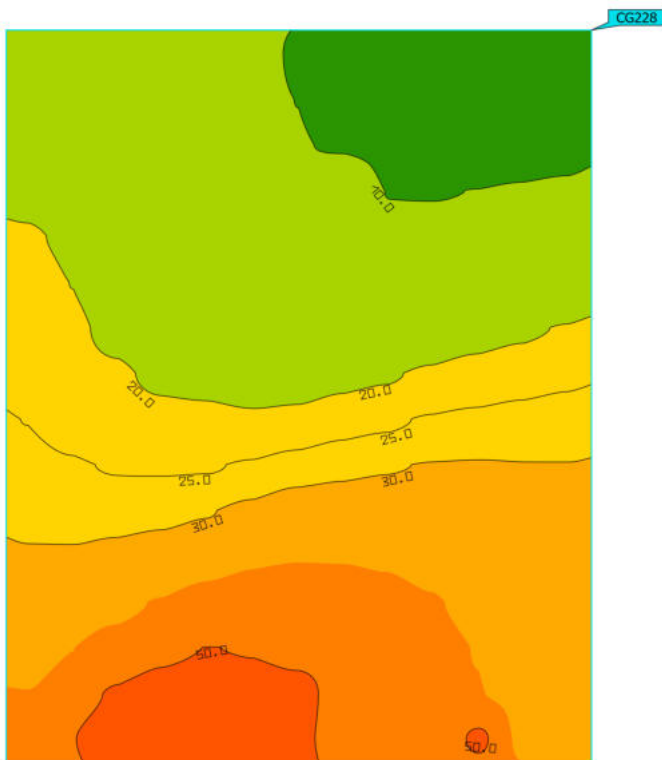
Site 1 (Light scene 1)
Stand A69 - V



Properties	\bar{E}	E_{min}	E_{max}	$U_0 (g_1)$	g_2	Index
Stand A69 - V Vertical illuminance Rotation: 0.0°, Height: 2.000 m	26.8 lx	14.4 lx	47.9 lx	0.54	0.30	CG228

Utilisation profile: DIALux presetting (5.1.4 Standard (outdoor transportation area))

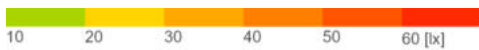
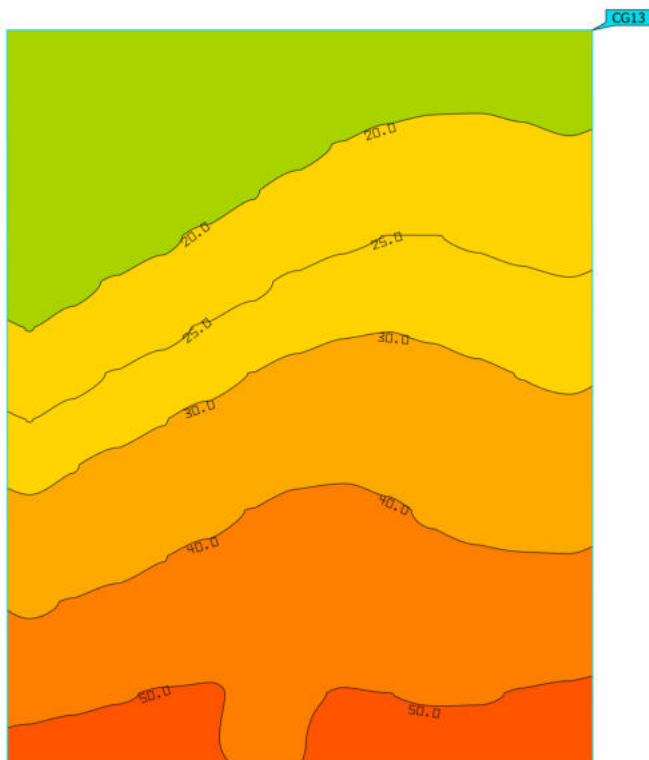
Site 1 (Light scene 1)
Stand A69 - V



Properties	\bar{E}	E_{min}	E_{max}	$U_0 (g_1)$	g_2	Index
Stand A69 - V Vertical illuminance Rotation: 180.0°, Height: 2.000 m	25.6 lx	5.99 lx	55.8 lx	0.23	0.11	CG228

Utilisation profile: DIALux presetting (5.1.4 Standard (outdoor transportation area))

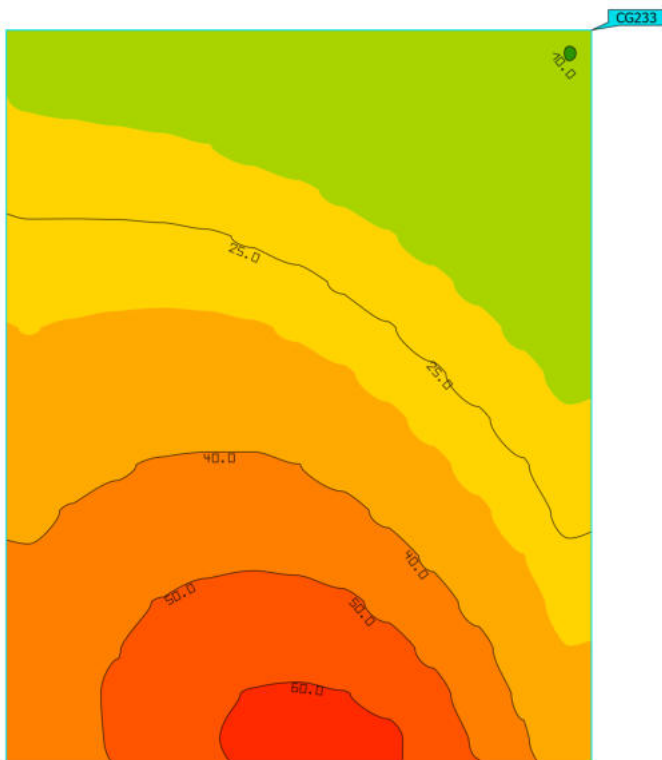
Site 1 (Light scene 1)
Stand A57 - H



Properties	\bar{E}	E_{min}	E_{max}	$U_0 (g_1)$	g_2	Index
Stand A57 - H Horizontal illuminance Height: -0.000 m	31.8 lx	11.5 lx	54.7 lx	0.36	0.21	CG13

Utilisation profile: DIALux presetting (5.1.4-Standard (outdoor transportation area))

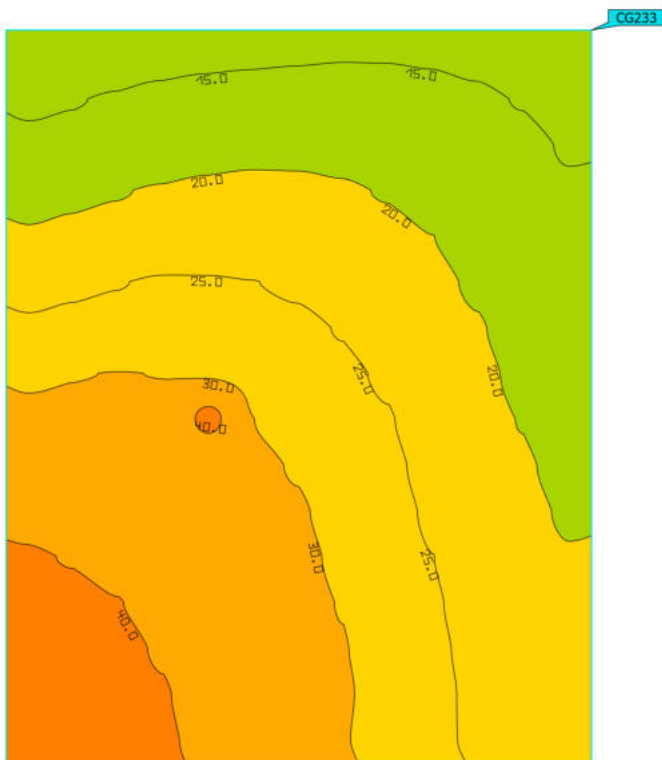
Site 1 (Light scene 1)
Stand A51 - V



Properties	\bar{E}	E_{min}	E_{max}	$U_0 (g_1)$	g_2	Index
Stand A51 - V Vertical illuminance Rotation: 0.0°, Height: 2.000 m	32.2 lx	9.94 lx	63.4 lx	0.31	0.16	CG233

Utilisation profile: DIALux presetting (5.1.4 Standard (outdoor transportation area))

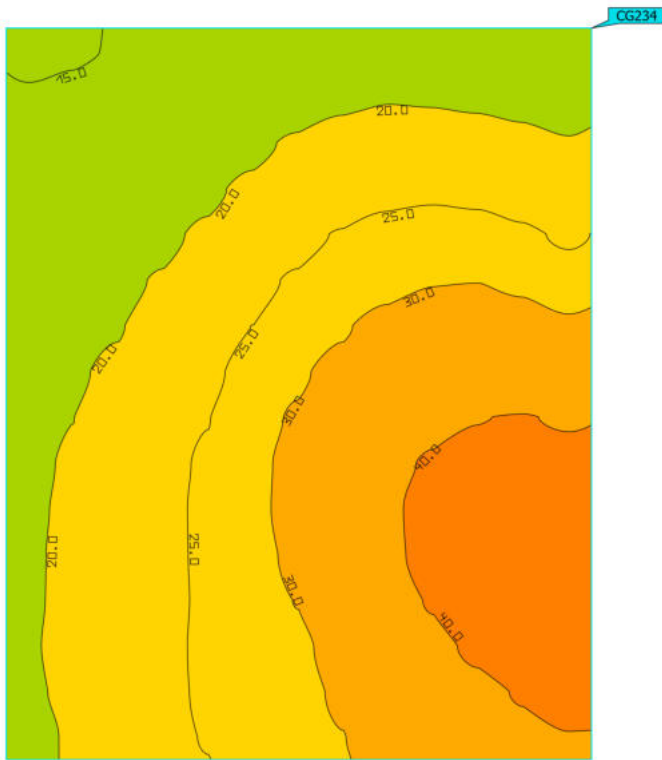
Site 1 (Light scene 1)
Stand A51 - V



Properties	\bar{E}	E_{min}	E_{max}	$U_0 (g_1)$	g_2	Index
Stand A51 - V Vertical illuminance Rotation: 180.0°, Height: 2.000 m	25.6 lx	12.5 lx	49.9 lx	0.49	0.25	CG233

Utilisation profile: DIALux presetting (5.1.4 Standard (outdoor transportation area))

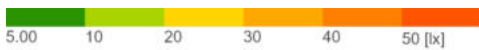
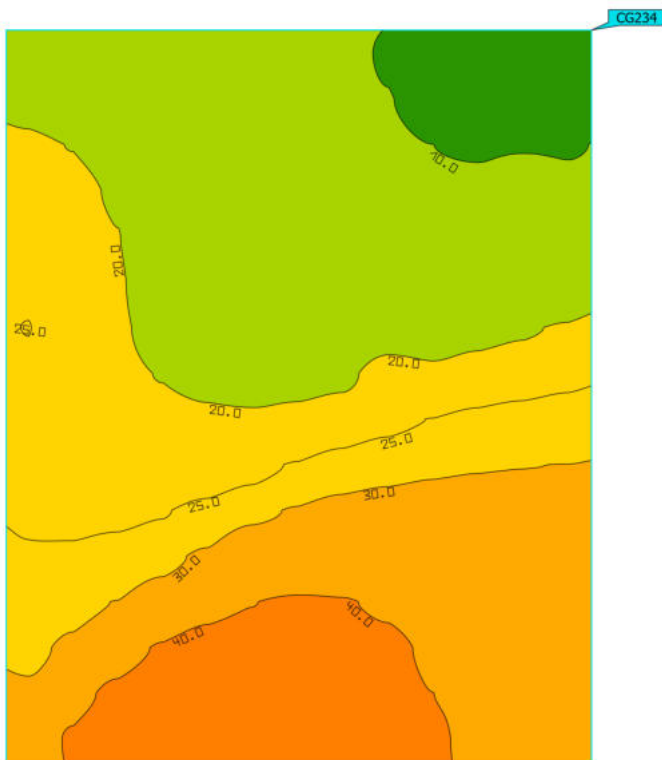
Site 1 (Light scene 1)
Stand A49 - V



Properties	\bar{E}	E_{min}	E_{max}	$U_0 (g_1)$	g_2	Index
Stand A49 - V Vertical illuminance Rotation: 0.0°, Height: 2.000 m	26.7 lx	14.5 lx	48.0 lx	0.54	0.30	CG234

Utilisation profile: DIALux presetting (5.1.4 Standard (outdoor transportation area))

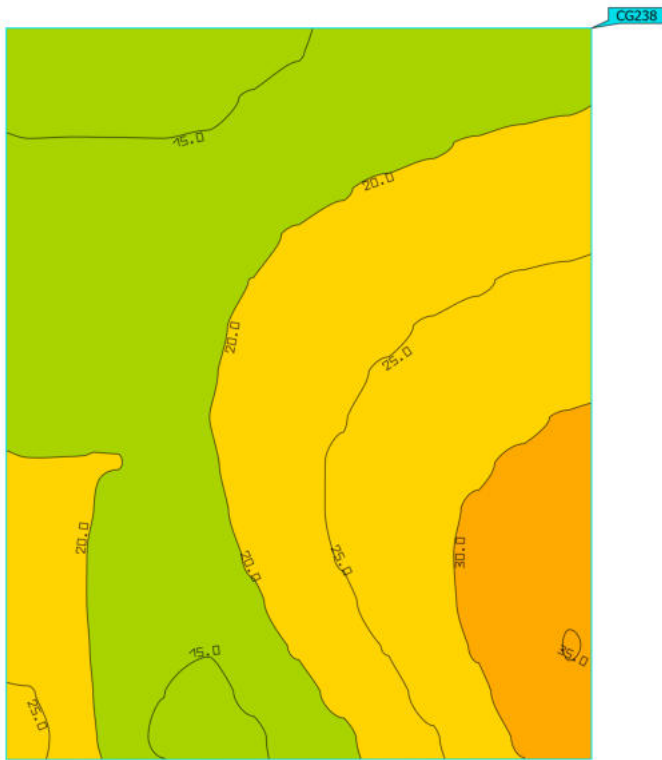
Site 1 (Light scene 1)
Stand A49 - V



Properties	\bar{E}	E_{min}	E_{max}	$U_0 (g_1)$	g_2	Index
Stand A49 - V Vertical illuminance Rotation: 180.0°, Height: 2.000 m	24.8 lx	7.01 lx	49.2 lx	0.28	0.14	CG234

Utilisation profile: DIALux presetting (5.1.4 Standard (outdoor transportation area))

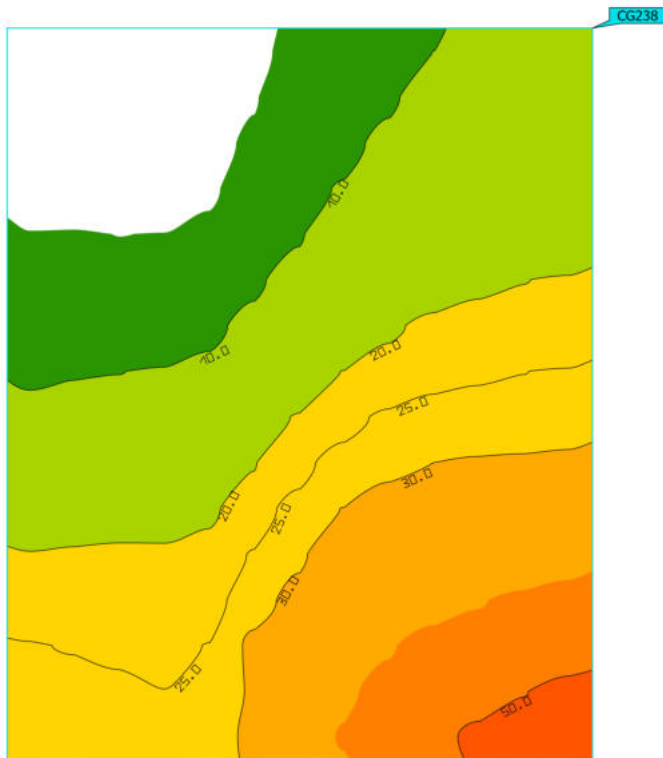
Site 1 (Light scene 1)
Stand A37 - V



Properties	\bar{E}	E_{min}	E_{max}	$U_0 (g_1)$	g_2	Index
Stand A37 - V Vertical illuminance Rotation: 0.0°, Height: 2.000 m	21.5 lx	12.2 lx	35.1 lx	0.57	0.35	CG238

Utilisation profile: DIALux presetting (5.1.4-Standard (outdoor transportation area))

Site 1 (Light scene 1)
Stand A37 - V

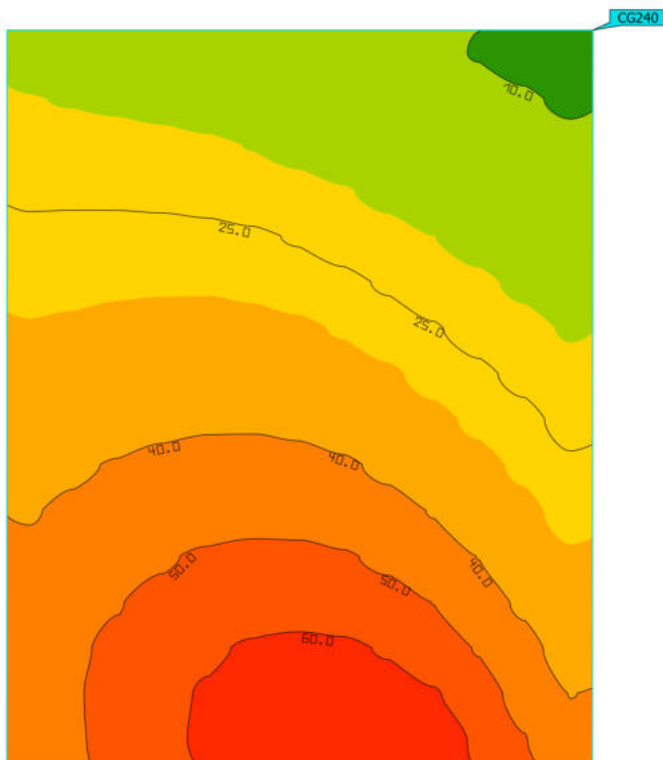


Properties	\bar{E}	E_{min}	E_{max}	$U_0 (g_1)$	g_2	Index
Stand A37 - V Vertical illuminance Rotation: 180.0°, Height: 2.000 m	20.2 lx	3.00 lx	56.8 lx	0.15	0.053	CG238

Utilisation profile: DIALux presetting (5.1.4 Standard (outdoor transportation area))

Site 1 (Light scene 1)

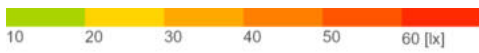
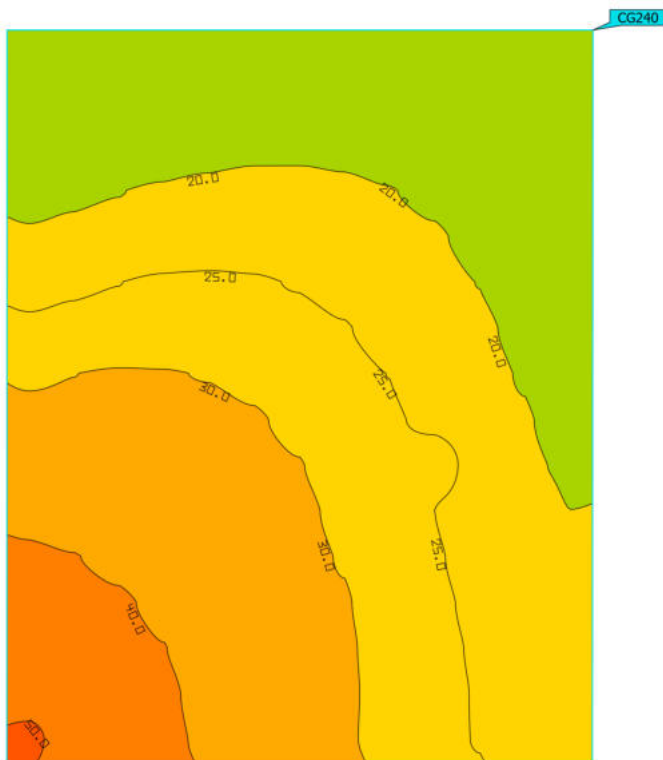
Stand A31 - V



Properties	\bar{E}	E_{min}	E_{max}	$U_0 (g_1)$	g_2	Index
Stand A31 - V Vertical illuminance Rotation: 0.0°, Height: 2.000 m	34.4 lx	7.78 lx	69.1 lx	0.23	0.11	CG240

Utilisation profile: DIALux presetting (5.1.4 Standard (outdoor transportation area))

Site 1 (Light scene 1)
Stand A31 - V

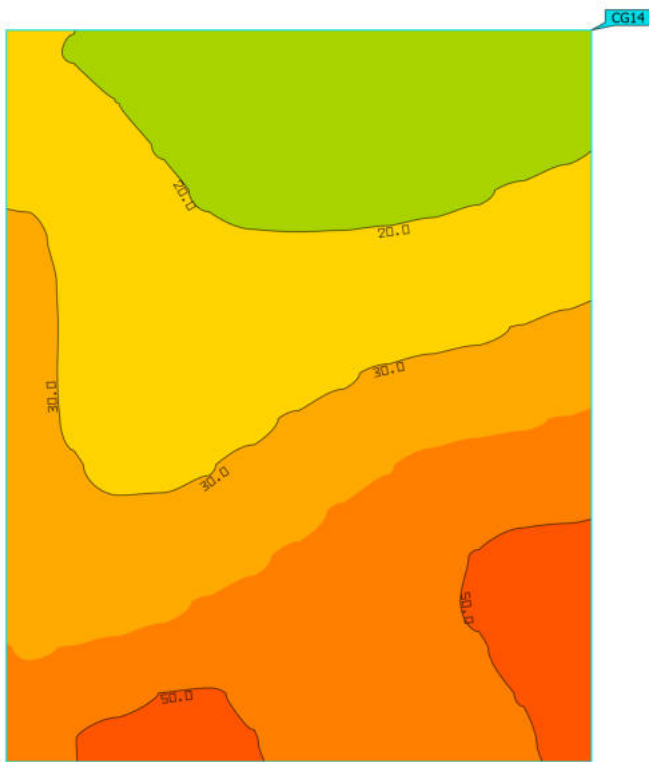


Properties	\bar{E}	E_{min}	E_{max}	$U_0 (g_1)$	g_2	Index
Stand A31 - V Vertical illuminance Rotation: 180.0°, Height: 2.000 m	26.0 lx	12.8 lx	50.7 lx	0.49	0.25	CG240

Utilisation profile: DIALux presetting (5.1.4 Standard (outdoor transportation area))

Site 1 (Light scene 1)

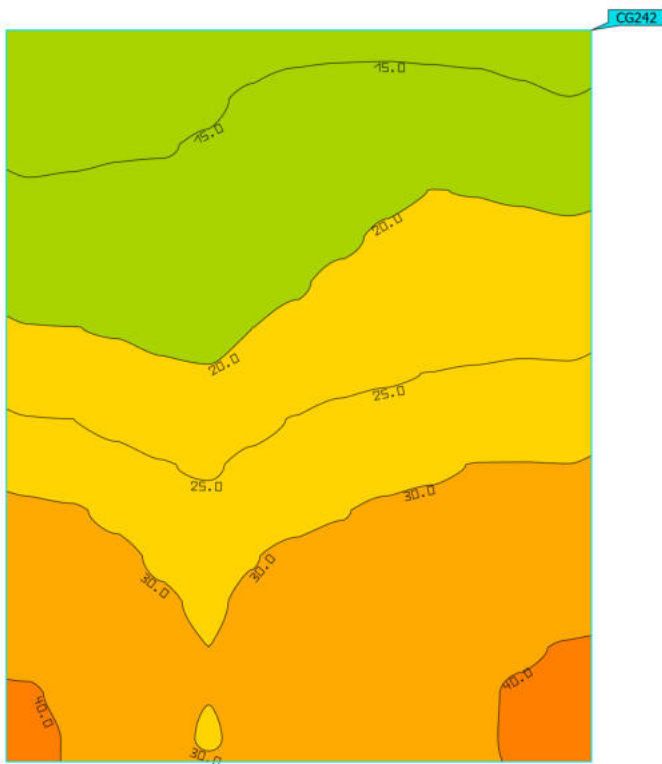
Stand A29 - H



Properties	\bar{E}	E_{min}	E_{max}	$U_0 (g_1)$	g_2	Index
Stand A29 - H Horizontal illuminance Height: -0.000 m	32.3 lx	13.4 lx	54.9 lx	0.41	0.24	CG14

Utilisation profile: DIALux presetting (5.1.4 Standard (outdoor transportation area))

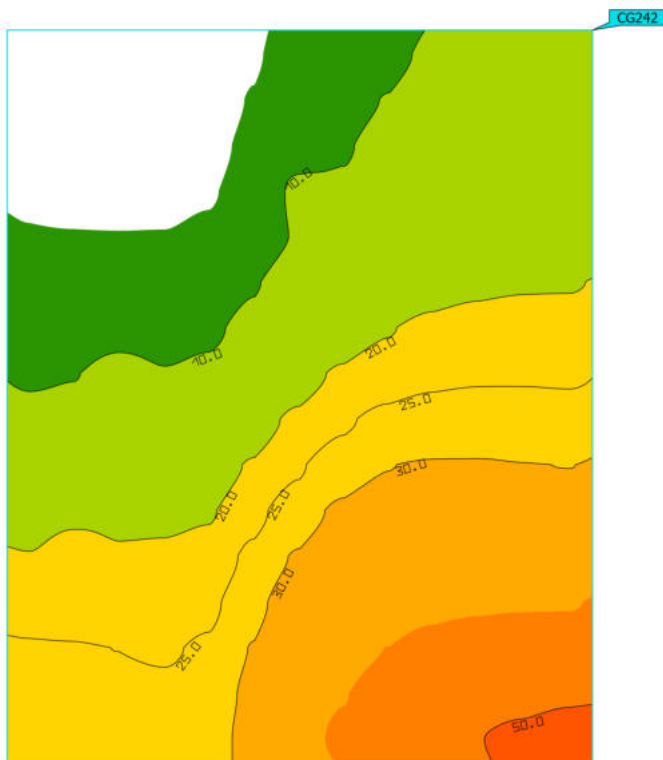
Site 1 (Light scene 1)
Stand A17 - V



Properties	\bar{E}	E_{min}	E_{max}	$U_0 (g_1)$	g_2	Index
Stand A17 - V Vertical illuminance Rotation: 0.0°, Height: 2.000 m	25.3 lx	12.7 lx	43.2 lx	0.50	0.29	CG242

Utilisation profile: DIALux presetting (5.1.4 Standard (outdoor transportation area))

Site 1 (Light scene 1)
Stand A17 - V

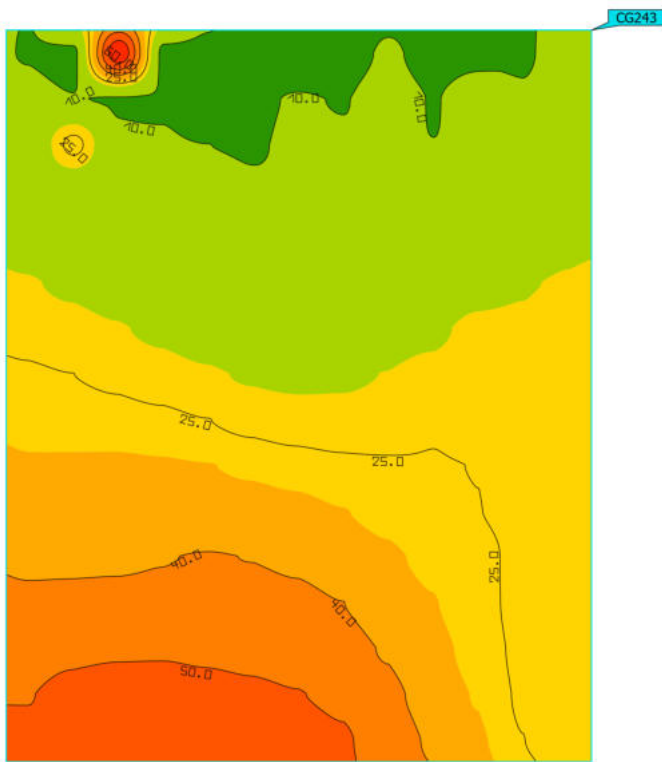


Properties	\bar{E}	E_{min}	E_{max}	$U_0 (g_1)$	g_2	Index
Stand A17 - V Vertical illuminance Rotation: 180.0°, Height: 2.000 m	20.4 lx	3.09 lx	54.3 lx	0.15	0.057	CG242

Utilisation profile: DIALux presetting (5.1.4-Standard (outdoor transportation area))

Site 1 (Light scene 1)

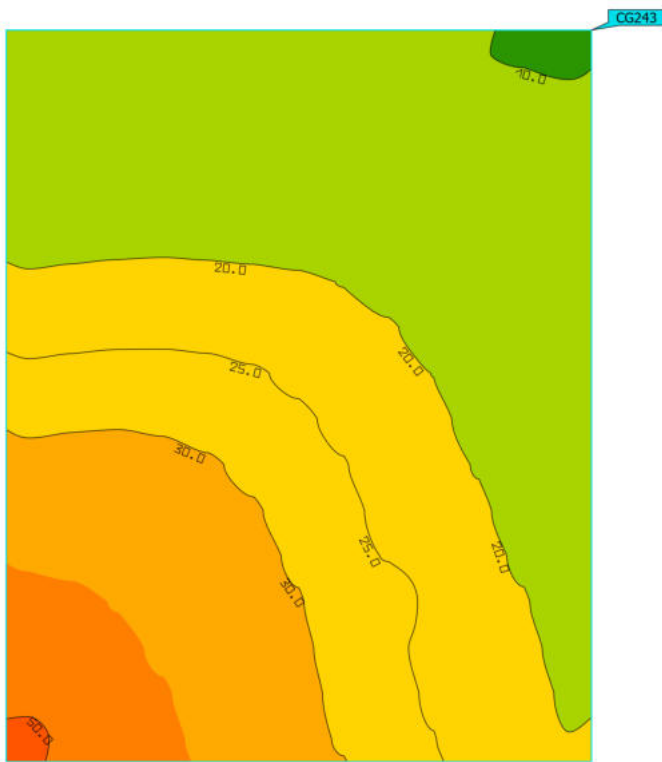
Stand A11 - V



Properties	\bar{E}	E_{min}	E_{max}	$U_0 (g_1)$	g_2	Index
Stand A11 - V Vertical illuminance Rotation: 0.0°, Height: 2.000 m	25.4 lx	7.53 lx	67.6 lx	0.30	0.11	CG243

Utilisation profile: DIALux presetting (5.1.4 Standard (outdoor transportation area))

Site 1 (Light scene 1)
Stand A11 - V




Properties	\bar{E}	E_{min}	E_{max}	$U_0 (g_1)$	g_2	Index
Stand A11 - V Vertical illuminance Rotation: 180.0°, Height: 2.000 m	23.3 lx	9.26 lx	51.2 lx	0.40	0.18	CG243

Utilisation profile: DIALux presetting (5.1.4 Standard (outdoor transportation area))

Site 1 (Light scene 1)

Other Apron Areas - South Apron B

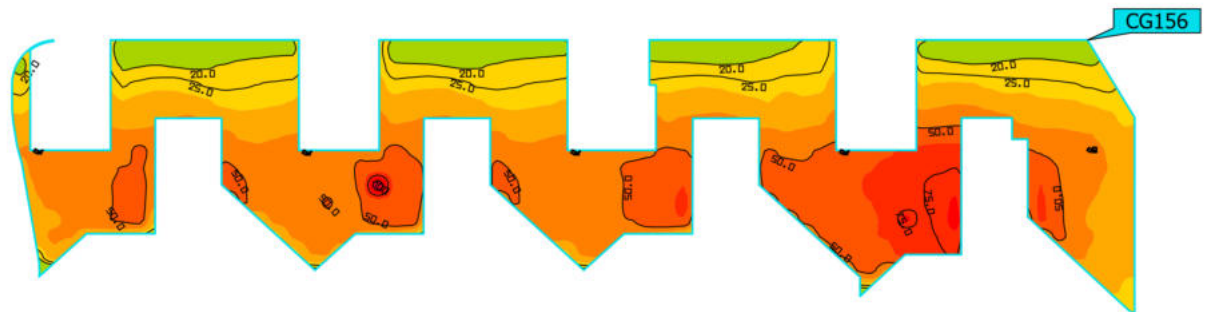
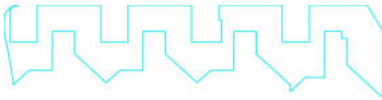


Properties	\bar{E}	E_{min}	E_{max}	$U_o (g_1)$	g_2	Index
Other Apron Areas - South Apron B Horizontal illuminance Height: 0.000 m	41.6 lx	13.4 lx	109 lx	0.32	0.12	CG190

Utilisation profile: DIALux presetting (5.1.4-Standard (outdoor transportation area))

Site 1 (Light scene 1)

Other Apron Areas - South Apron A

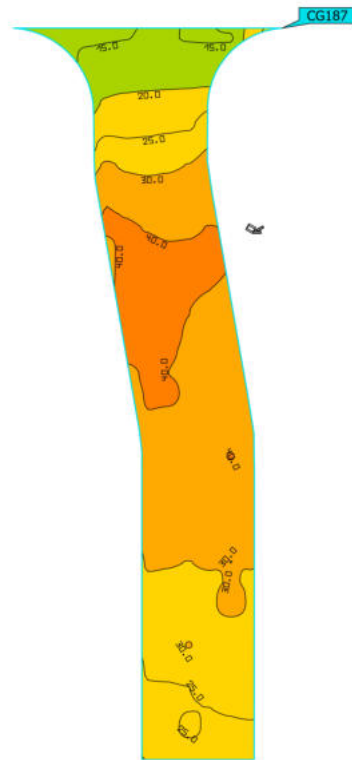


Properties	\bar{E}	E_{min}	E_{max}	$U_o (g_1)$	g_2	Index
Other Apron Areas - South Apron A Horizontal illuminance Height: 0.000 m	40.3 lx	13.4 lx	113 lx	0.33	0.12	CG156

Utilisation profile: DIALux presetting (5.1.4-Standard (outdoor transportation area))

Site 1 (Light scene 1)

Service Road - South Apron

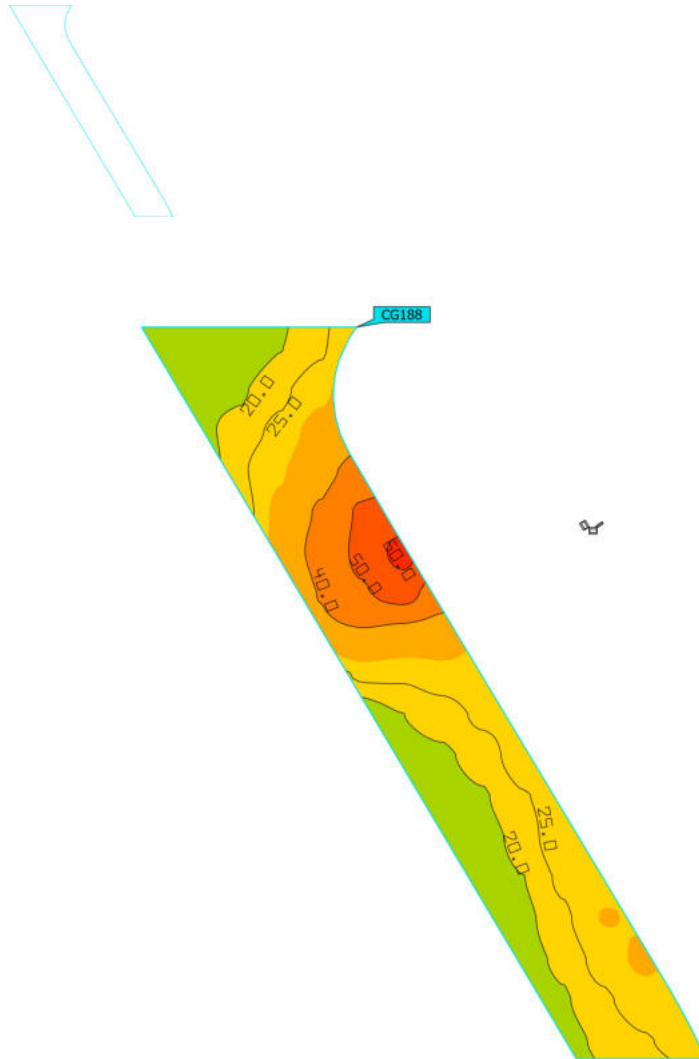


Properties	\bar{E}	E_{min}	E_{max}	$U_0 (g_1)$	g_2	Index
Service Road - South Apron Horizontal illuminance Height: 0.000 m	31.1 lx	14.1 lx	47.4 lx	0.45	0.30	CG187

Utilisation profile: DIALux presetting (5.1.4-Standard (outdoor transportation area))

Site 1 (Light scene 1)

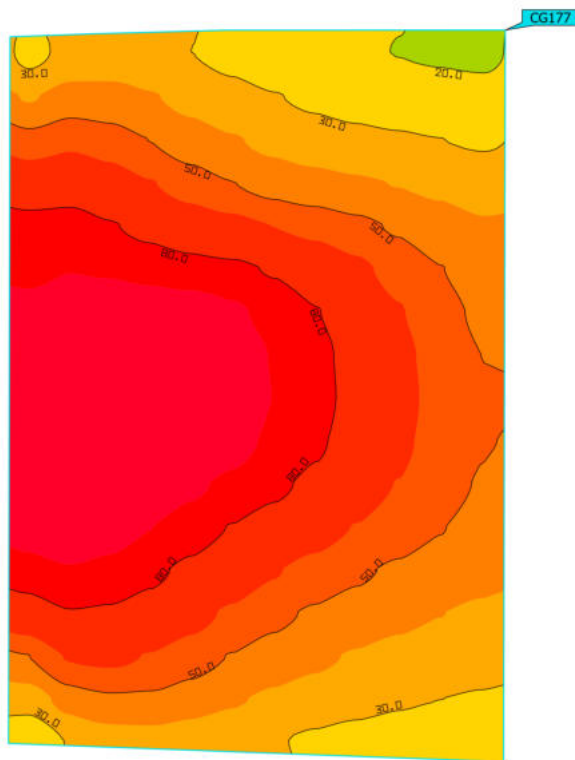
East GSE Road - South Apron



Properties	\bar{E}	E_{min}	E_{max}	$U_0 (g_1)$	g_2	Index
East GSE Road - South Apron Horizontal illuminance Height: 0.000 m	27.1 lx	10.3 lx	63.0 lx	0.38	0.16	CG188

Utilisation profile: DIALux presetting (5.1.4-Standard (outdoor transportation area))

Site 1 (Light scene 1)
Stand I05 - H

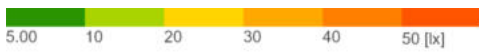
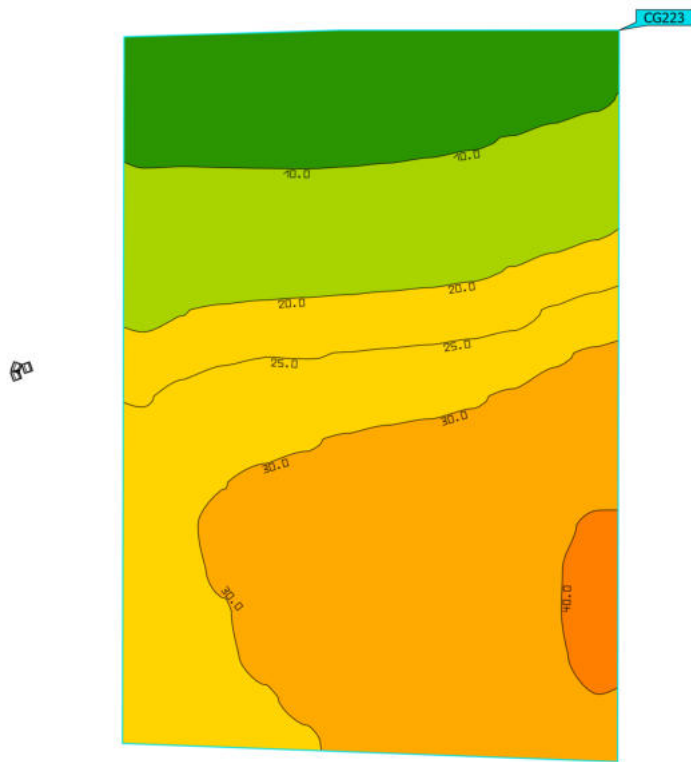


Properties	\bar{E}	E_{min}	E_{max}	$U_0 (g_1)$	g_2	Index
Stand I05 - H Horizontal illuminance Height: 0.000 m	64.5 lx	18.2 lx	153 lx	0.28	0.12	CG177

Utilisation profile: DIALux presetting (5.1.4-Standard (outdoor transportation area))

Site 1 (Light scene 1)

Stand I05 - V

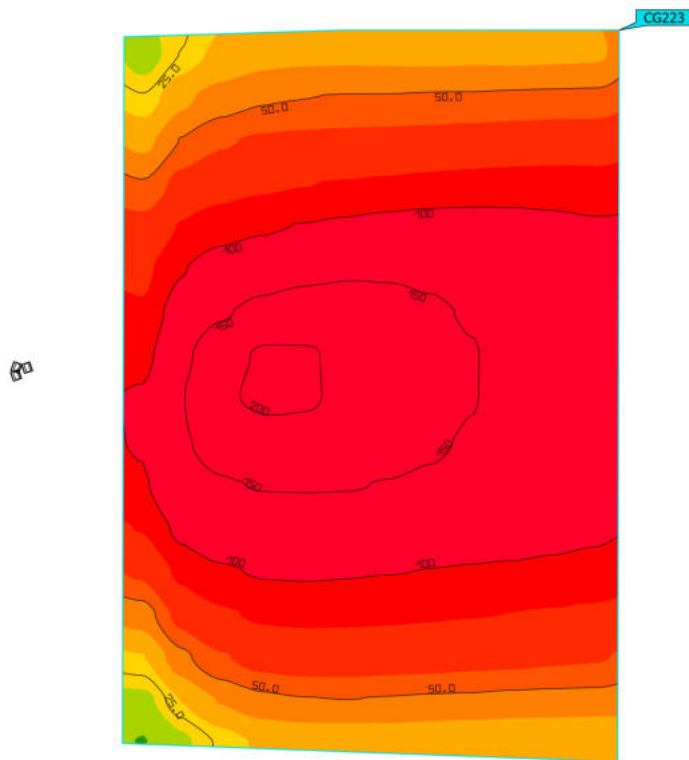


Properties	\bar{E}	E_{min}	E_{max}	$U_0 (g_1)$	g_2	Index
Stand I05 - V Vertical illuminance Rotation: 0.0°, Height: 2.000 m	24.0 lx	5.89 lx	41.1 lx	0.25	0.14	CG223

Utilisation profile: DIALux presetting (5.1.4 Standard (outdoor transportation area))

Site 1 (Light scene 1)

Stand I05 - V

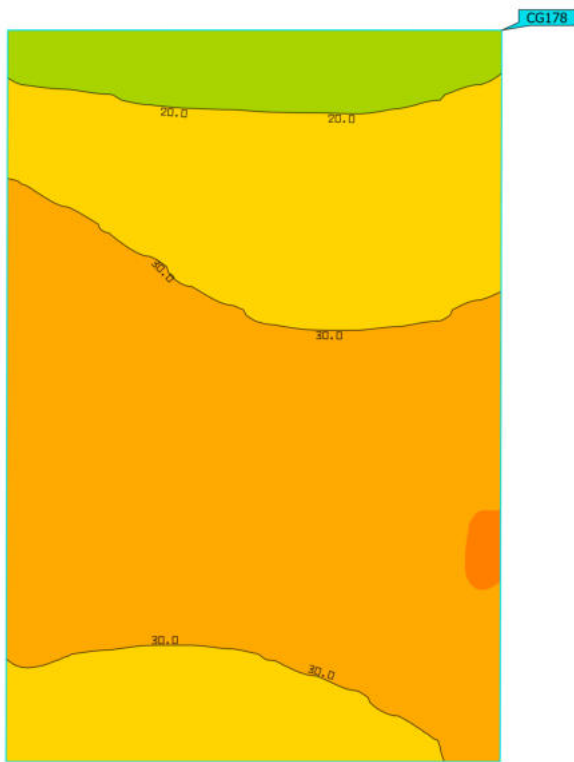


Properties	\bar{E}	E_{min}	E_{max}	$U_0 (g_1)$	g_2	Index
Stand I05 - V Vertical illuminance Rotation: 180.0°, Height: 2.000 m	94.7 lx	9.68 lx	207 lx	0.10	0.047	CG223

Utilisation profile: DIALux presetting (5.1.4 Standard (outdoor transportation area))

Site 1 (Light scene 1)

Stand I04 - H

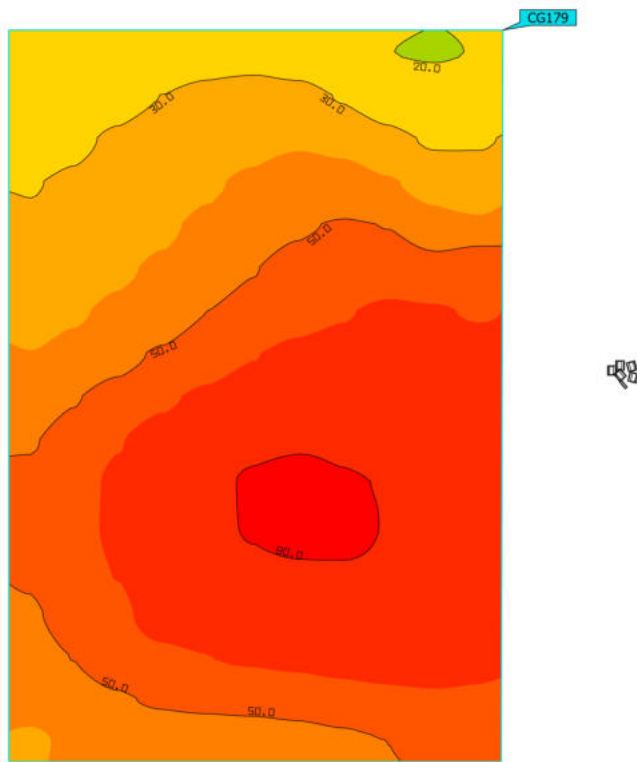


Properties	\bar{E}	E_{min}	E_{max}	$U_0 (g_1)$	g_2	Index
Stand I04 - H Horizontal illuminance Height: 0.000 m	29.7 lx	16.1 lx	41.0 lx	0.54	0.39	CG178

Utilisation profile: DIALux presetting (5.1.4 Standard (outdoor transportation area))

Site 1 (Light scene 1)

Stand I03 - H

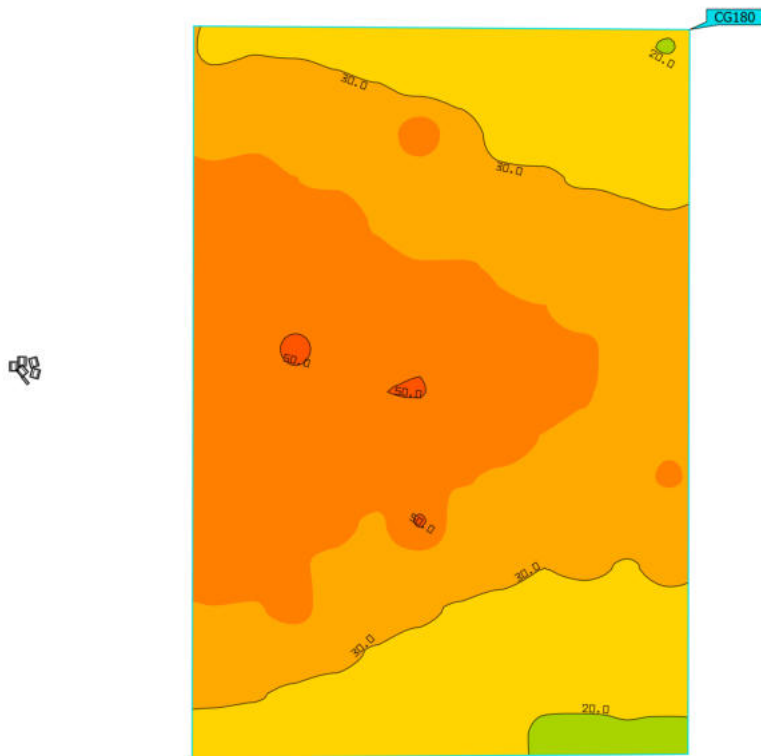


Properties	\bar{E}	E_{min}	E_{max}	$U_0 (g_1)$	g_2	Index
Stand I03 - H Horizontal illuminance Height: 0.000 m	52.0 lx	19.5 lx	84.8 lx	0.38	0.23	CG179

Utilisation profile: DIALux presetting (5.1.4-Standard (outdoor transportation area))

Site 1 (Light scene 1)

Stand I02 - H

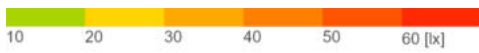
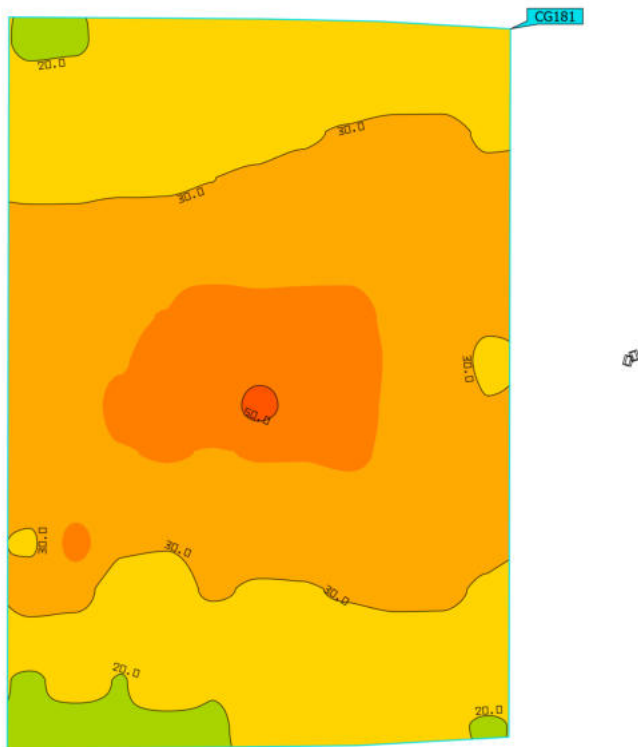


Properties	\bar{E}	E_{min}	E_{max}	$U_0 (g_1)$	g_2	Index
Stand I02 - H Horizontal illuminance Height: 0.000 m	35.3 lx	17.8 lx	51.3 lx	0.50	0.35	CG180

Utilisation profile: DIALux presetting (5.1.4 Standard (outdoor transportation area))

Site 1 (Light scene 1)

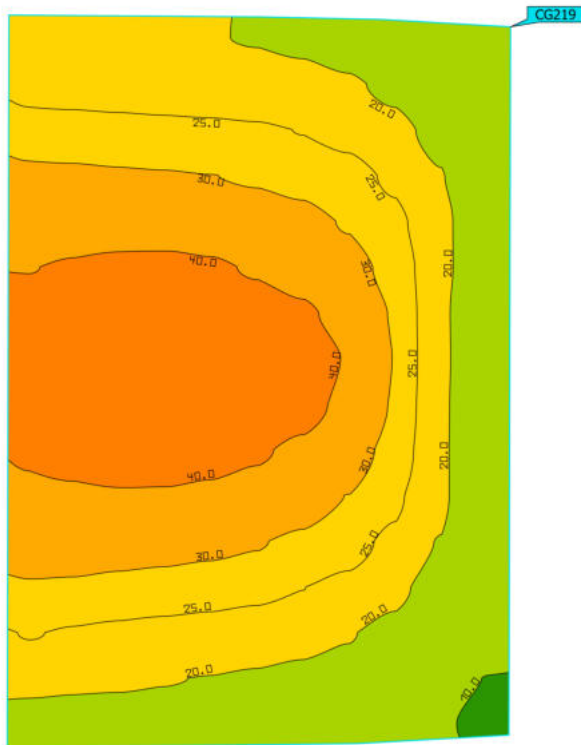
Stand I01 - H



Properties	\bar{E}	E_{min}	E_{max}	$U_0 (g_1)$	g_2	Index
Stand I01 - H Horizontal illuminance Height: 0.000 m	31.3 lx	17.7 lx	52.9 lx	0.57	0.33	CG181

Utilisation profile: DIALux presetting (5.1.4-Standard (outdoor transportation area))

Site 1 (Light scene 1)
Stand I01 - V

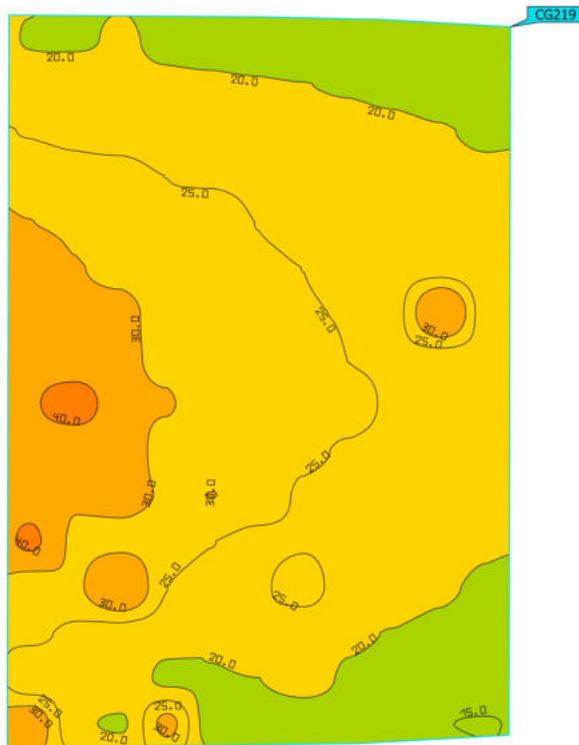


Properties	\bar{E}	E_{min}	E_{max}	$U_o (g_1)$	g_2	Index
Stand I01 - V Vertical illuminance Rotation: 0.0°, Height: 2.000 m	27.8 lx	8.18 lx	48.5 lx	0.29	0.17	CG219

Utilisation profile: DIALux presetting (5.1.4 Standard (outdoor transportation area))

Site 1 (Light scene 1)

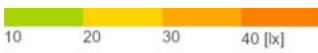
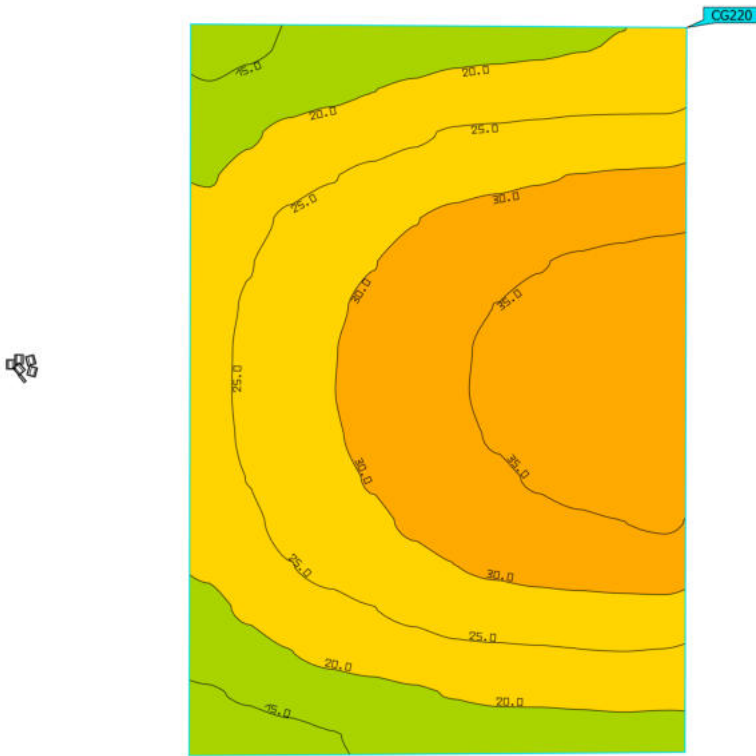
Stand I01 - V



Properties	\bar{E}	E_{min}	E_{max}	$U_0 (g_1)$	g_2	Index
Stand I01 - V Vertical illuminance Rotation: 180.0°, Height: 2.000 m	24.4 lx	14.8 lx	47.3 lx	0.61	0.31	CG219

Utilisation profile: DIALux presetting (5.1.4-Standard (outdoor transportation area))

Site 1 (Light scene 1)
Stand I02 - V

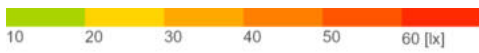
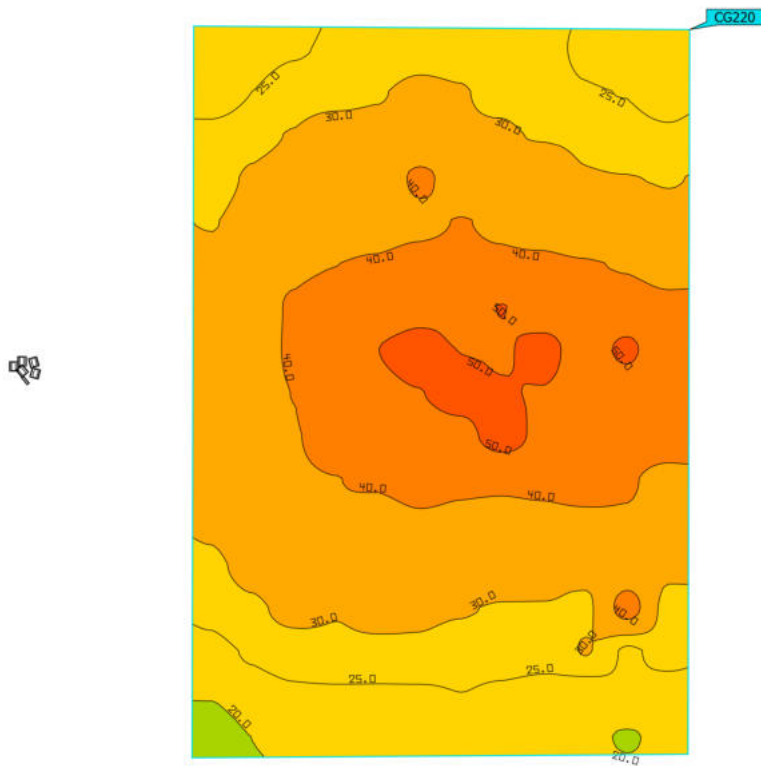


Properties	\bar{E}	E_{min}	E_{max}	$U_0 (g_1)$	g_2	Index
Stand I02 - V Vertical illuminance Rotation: 0.0°, Height: 2.000 m	26.7 lx	12.2 lx	39.1 lx	0.46	0.31	CG220

Utilisation profile: DIALux presetting (5.1.4 Standard (outdoor transportation area))

Site 1 (Light scene 1)

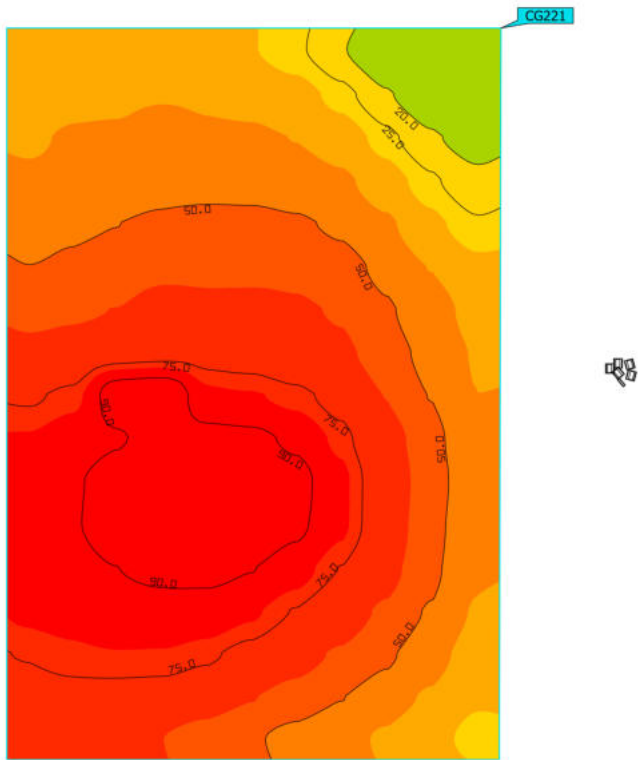
Stand I02 - V



Properties	\bar{E}	E_{min}	E_{max}	$U_o (g_1)$	g_2	Index
Stand I02 - V Vertical illuminance Rotation: 180.0°, Height: 2.000 m	34.2 lx	18.0 lx	53.9 lx	0.53	0.33	CG220

Utilisation profile: DIALux presetting (5.1.4 Standard (outdoor transportation area))

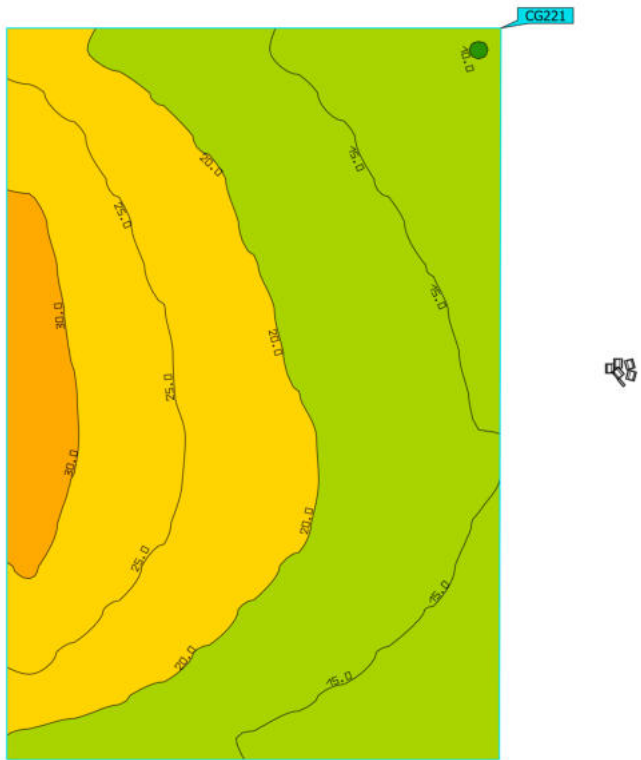
Site 1 (Light scene 1)
Stand I03 - V



Properties	\bar{E}	E_{min}	E_{max}	$U_0 (g_1)$	g_2	Index
Stand I03 - V Vertical illuminance Rotation: 0.0°, Height: 2.000 m	57.9 lx	12.7 lx	98.9 lx	0.22	0.13	CG221

Utilisation profile: DIALux presetting (5.1.4 Standard (outdoor transportation area))

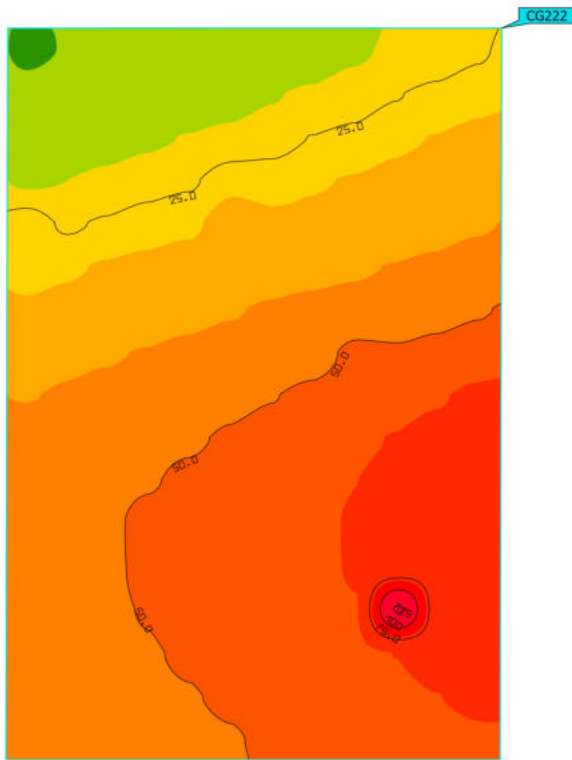
Site 1 (Light scene 1)
Stand I03 - V



Properties	\bar{E}	E_{min}	E_{max}	$U_o (g_1)$	g_2	Index
Stand I03 - V Vertical illuminance Rotation: 180.0°, Height: 2.000 m	20.1 lx	9.93 lx	32.8 lx	0.49	0.30	CG221

Utilisation profile: DIALux presetting (5.1.4-Standard (outdoor transportation area))

Site 1 (Light scene 1)
Stand I04 - V

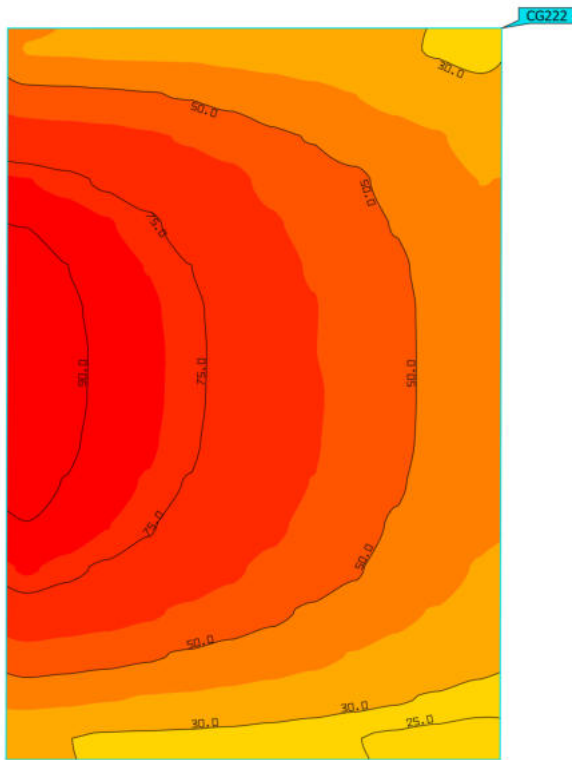



Properties	\bar{E}	E_{min}	E_{max}	$U_0 (g_1)$	g_2	Index
Stand I04 - V Vertical illuminance Rotation: 0.0°, Height: 2.000 m	42.7 lx	9.10 lx	128 lx	0.21	0.071	CG222

Utilisation profile: DIALux presetting (5.1.4 Standard (outdoor transportation area))

Site 1 (Light scene 1)

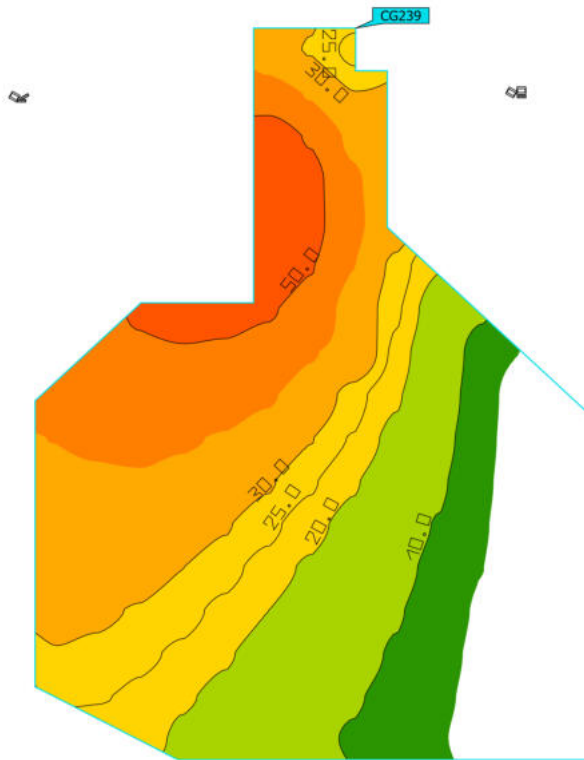
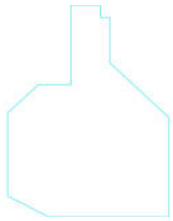
Stand I04 - V



Properties	\bar{E}	E_{min}	E_{max}	$U_0 (g_1)$	g_2	Index
Stand I04 - V Vertical illuminance Rotation: 180.0°, Height: 2.000 m	56.5 lx	22.5 lx	99.2 lx	0.40	0.23	CG222

Utilisation profile: DIALux presetting (5.1.4-Standard (outdoor transportation area))

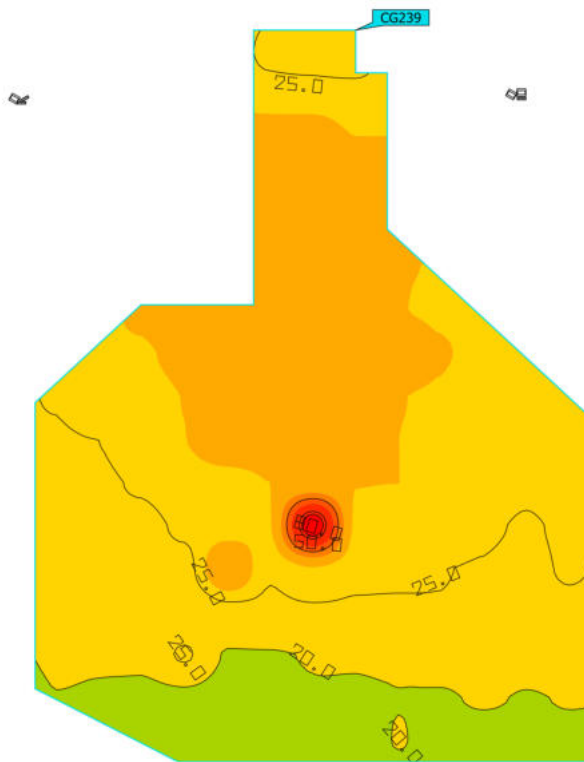
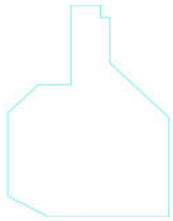
Site 1 (Light scene 1)
Stand A34 - V



Properties	\bar{E}	E_{min}	E_{max}	$U_0 (g_1)$	g_2	Index
Stand A34 - V Vertical illuminance Rotation: 0.0°, Height: 2.000 m	24.8 lx	1.36 lx	58.0 lx	0.055	0.023	CG239

Utilisation profile: DIALux presetting (5.1.4 Standard (outdoor transportation area))

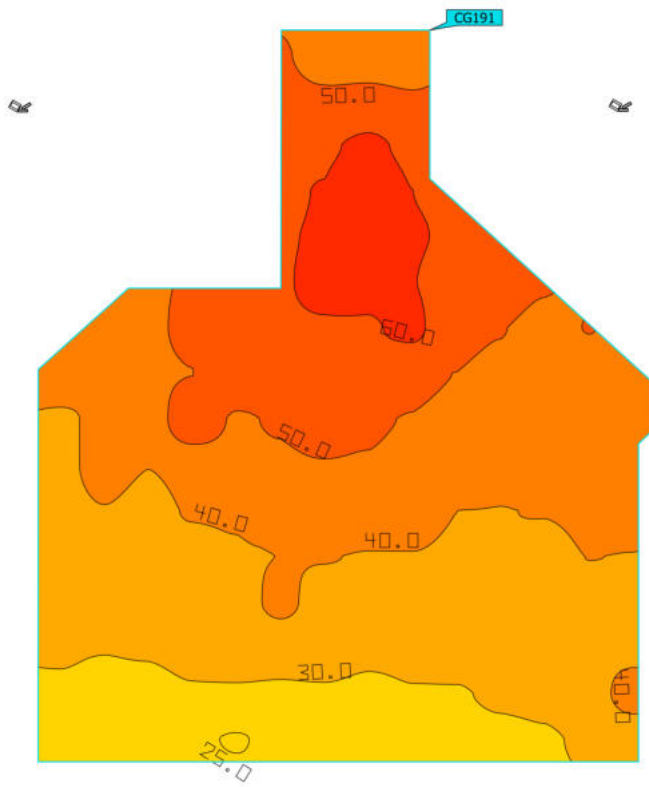
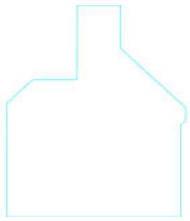
Site 1 (Light scene 1)
Stand A34 - V



Properties	\bar{E}	E_{min}	E_{max}	$U_0 (g_1)$	g_2	Index
Stand A34 - V Vertical illuminance Rotation: 180.0°, Height: 2.000 m	26.6 lx	15.3 lx	89.6 lx	0.58	0.17	CG239

Utilisation profile: DIALux presetting (5.1.4-Standard (outdoor transportation area))

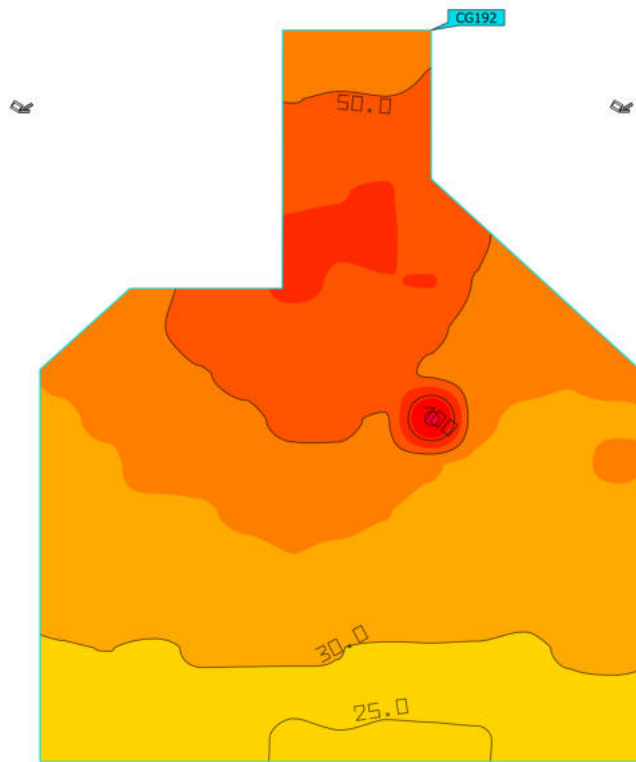
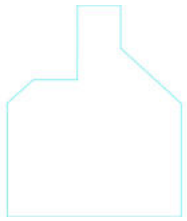
Site 1 (Light scene 1)
Stand A38 - H



Properties	\bar{E}	E_{min}	E_{max}	$U_o (g_1)$	g_2	Index
Stand A38 - H Horizontal illuminance Height: -0.000 m	42.2 lx	24.8 lx	68.4 lx	0.59	0.36	CG191

Utilisation profile: DIALux presetting (5.1.4-Standard (outdoor transportation area))

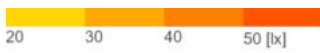
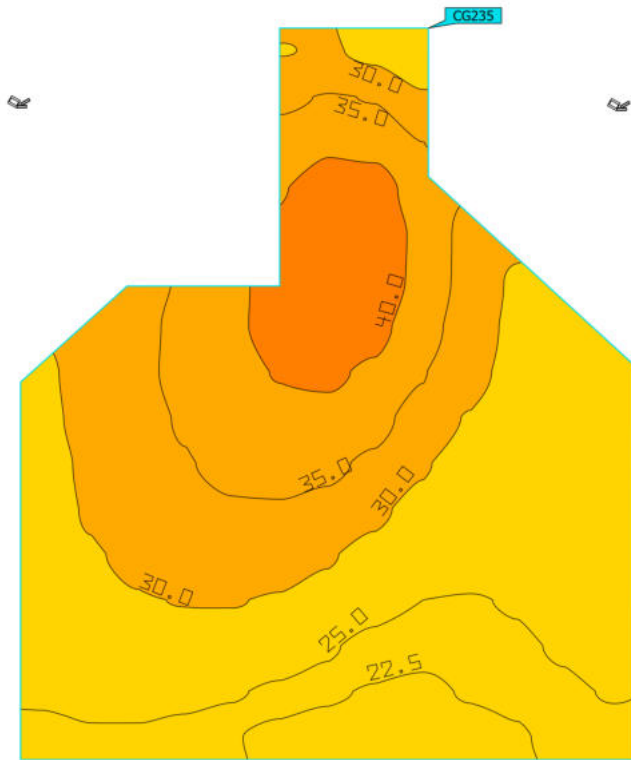
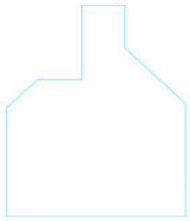
Site 1 (Light scene 1)
Stand A44 - H



Properties	\bar{E}	E_{min}	E_{max}	$U_0 (g_1)$	g_2	Index
Stand A44 - H Horizontal illuminance Height: -0.000 m	40.3 lx	23.8 lx	104 lx	0.59	0.23	CG192

Utilisation profile: DIALux presetting (5.1.4-Standard (outdoor transportation area))

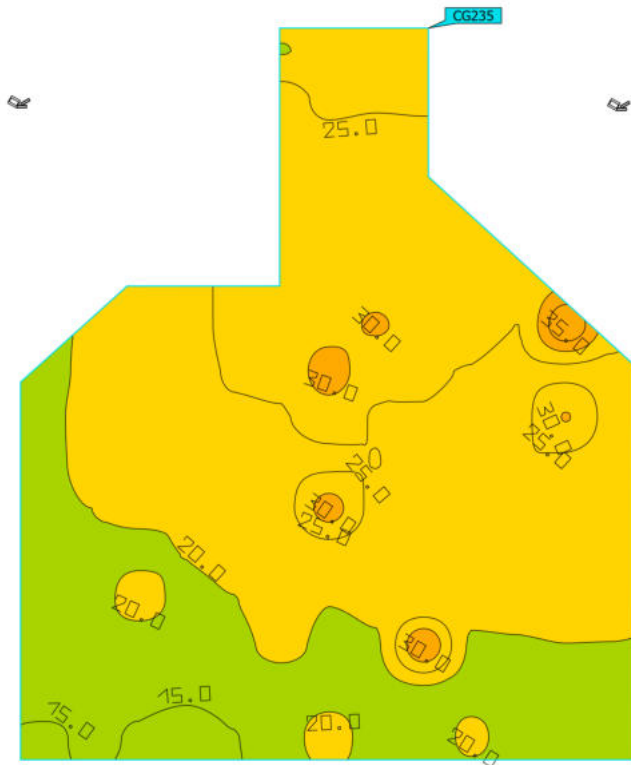
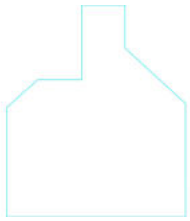
Site 1 (Light scene 1)
Stand A48 - V



Properties	\bar{E}	E_{min}	E_{max}	$U_0 (g_1)$	g_2	Index
Stand A48 - V Vertical illuminance Rotation: 0.0°, Height: 2.000 m	30.6 lx	20.3 lx	42.9 lx	0.66	0.47	CG235

Utilisation profile: DIALux presetting (5.1.4-Standard (outdoor transportation area))

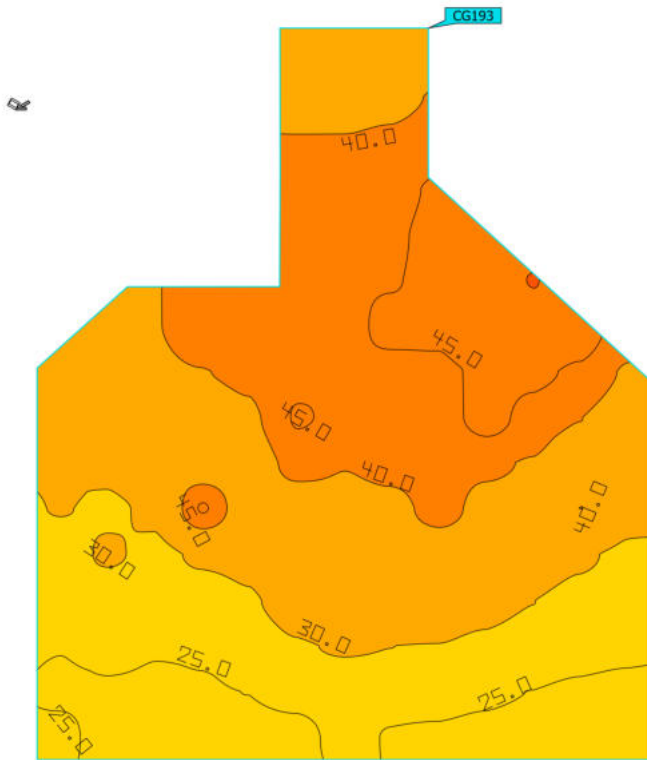
Site 1 (Light scene 1)
Stand A48 - V



Properties	\bar{E}	E_{min}	E_{max}	$U_0 (g_1)$	g_2	Index
Stand A48 - V Vertical illuminance Rotation: 180.0°, Height: 2.000 m	22.2 lx	13.6 lx	39.3 lx	0.61	0.35	CG235

Utilisation profile: DIALux presetting (5.1.4-Standard (outdoor transportation area))

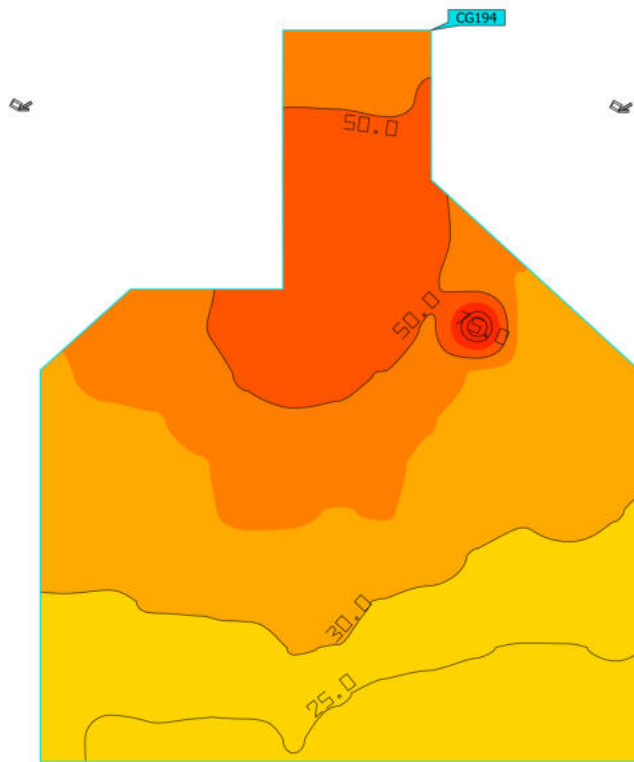
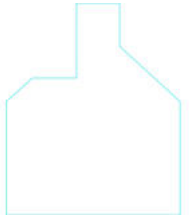
Site 1 (Light scene 1)
Stand A58 - H



Properties	\bar{E}	E_{min}	E_{max}	$U_o (g_1)$	g_2	Index
Stand A58 - H Horizontal illuminance Height: -0.000 m	35.0 lx	22.3 lx	50.1 lx	0.64	0.45	CG193

Utilisation profile: DIALux presetting (5.1.4-Standard (outdoor transportation area))

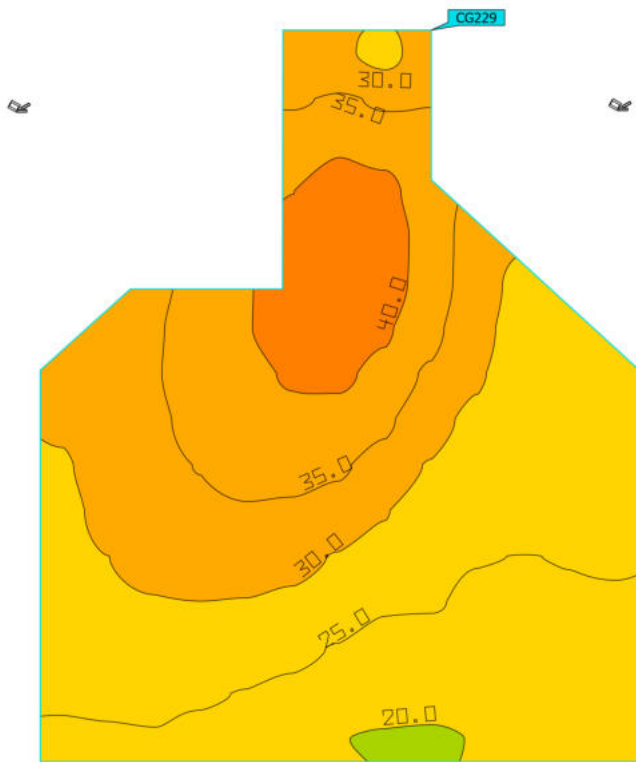

Site 1 (Light scene 1)
Stand A64 - H



Properties	\bar{E}	E_{min}	E_{max}	$U_o (g_1)$	g_2	Index
Stand A64 - H Horizontal illuminance Height: -0.000 m	37.0 lx	21.0 lx	79.1 lx	0.57	0.27	CG194

Utilisation profile: DIALux presetting (5.1.4-Standard (outdoor transportation area))

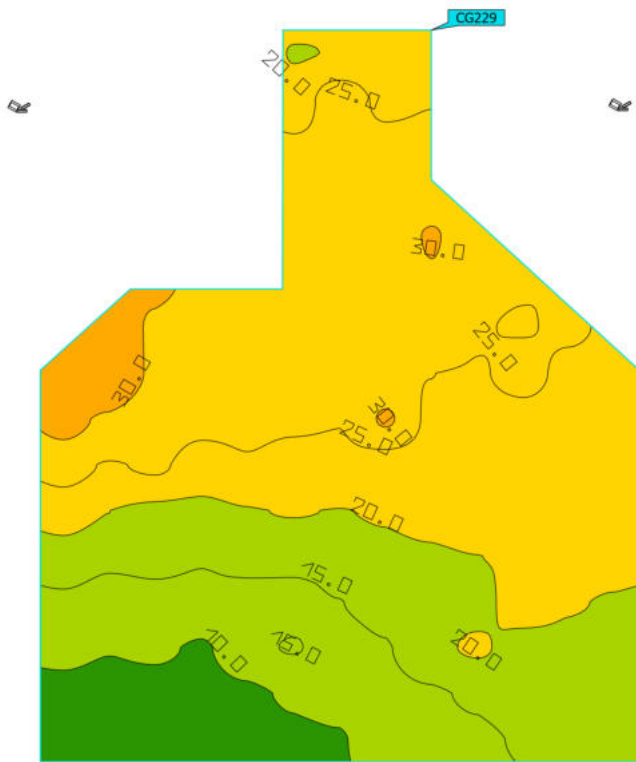

Site 1 (Light scene 1)
Stand A68 - V



Properties	\bar{E}	E_{min}	E_{max}	$U_0 (g_1)$	g_2	Index
Stand A68 - V Vertical illuminance Rotation: 0.0°, Height: 2.000 m	30.2 lx	19.7 lx	42.7 lx	0.65	0.46	CG229

Utilisation profile: DIALux presetting (5.1.4-Standard (outdoor transportation area))

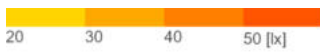
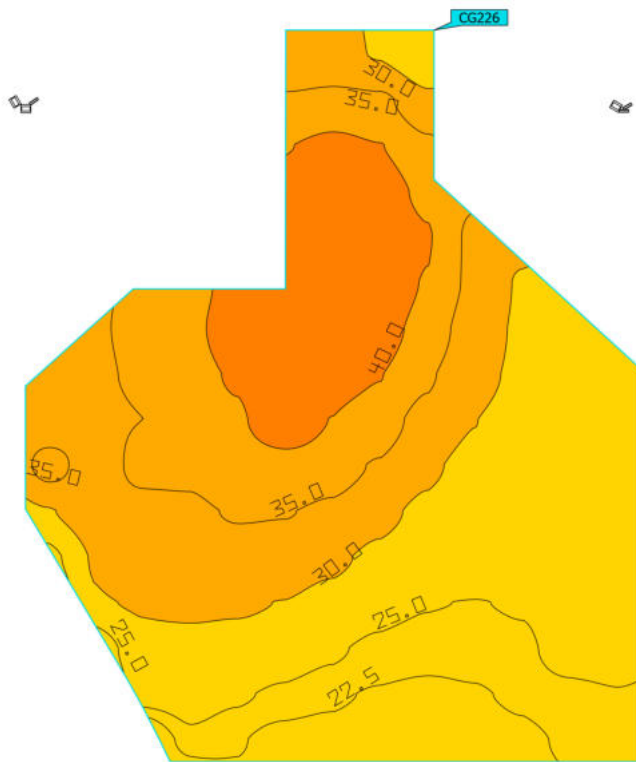
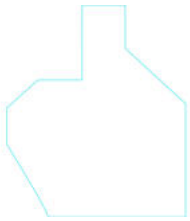
Site 1 (Light scene 1)
Stand A68 - V



Properties	\bar{E}	E_{min}	E_{max}	$U_0 (g_1)$	g_2	Index
Stand A68 - V Vertical illuminance Rotation: 180.0°, Height: 2.000 m	20.6 lx	6.49 lx	34.5 lx	0.32	0.19	CG229

Utilisation profile: DIALux presetting (5.1.4-Standard (outdoor transportation area))

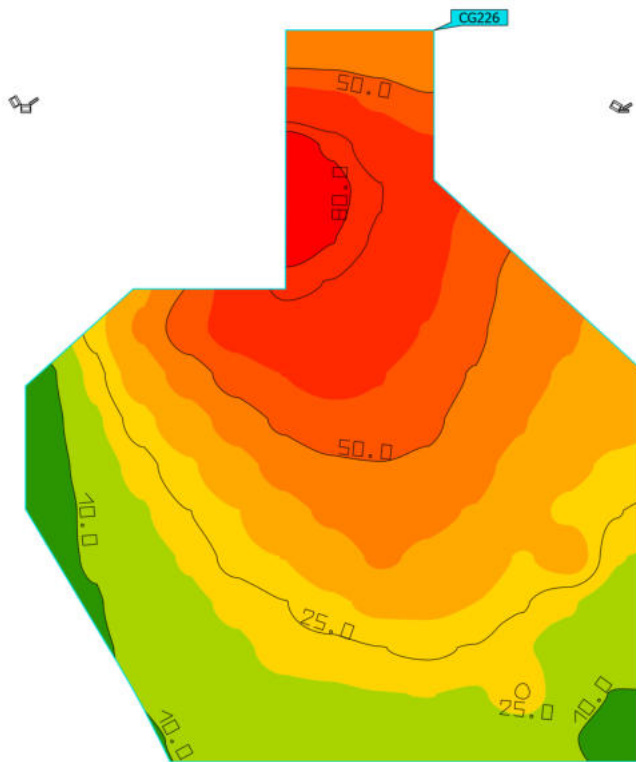
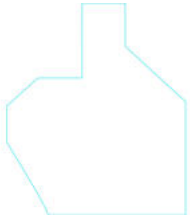
Site 1 (Light scene 1)
Stand A74 - V



Properties	\bar{E}	E_{min}	E_{max}	$U_0 (g_1)$	g_2	Index
Stand A74 - V Vertical illuminance Rotation: 0.0°, Height: 2.000 m	31.7 lx	20.1 lx	44.4 lx	0.63	0.45	CG226

Utilisation profile: DIALux presetting (5.1.4-Standard (outdoor transportation area))

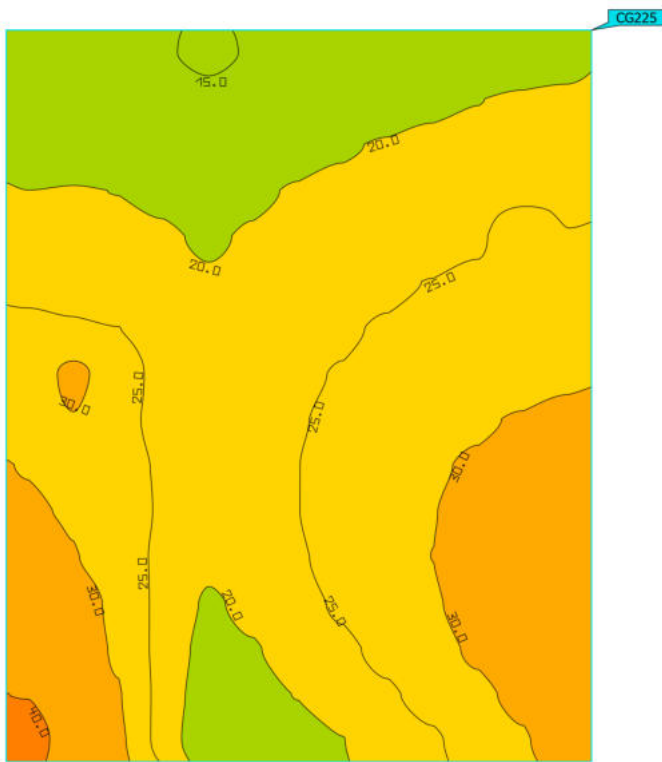
Site 1 (Light scene 1)
Stand A74 - V



Properties	\bar{E}	E_{min}	E_{max}	$U_0 (g_1)$	g_2	Index
Stand A74 - V Vertical illuminance Rotation: 180.0°, Height: 2.000 m	37.1 lx	5.49 lx	88.1 lx	0.15	0.062	CG226

Utilisation profile: DIALux presetting (5.1.4-Standard (outdoor transportation area))

Site 1 (Light scene 1)
Stand A77 - V



Properties	\bar{E}	E_{min}	E_{max}	$U_0 (g_1)$	g_2	Index
Stand A77 - V Vertical illuminance Rotation: 0.0°, Height: 2.000 m	24.6 lx	14.6 lx	42.1 lx	0.59	0.35	CG225

Utilisation profile: DIALux presetting (5.1.4 Standard (outdoor transportation area))

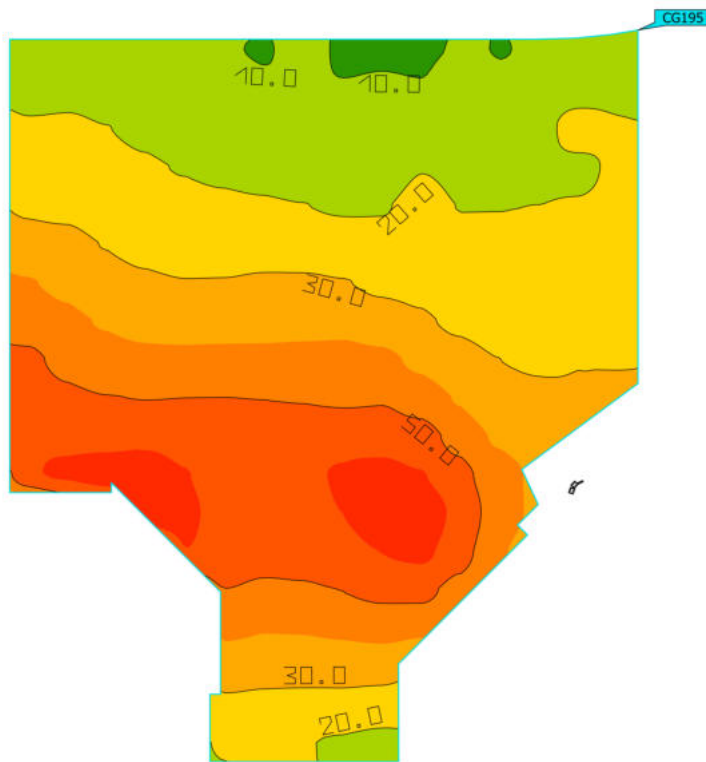
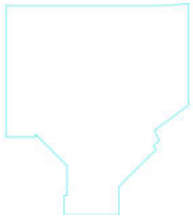
Site 1 (Light scene 1)
Stand A77 - V



Properties	\bar{E}	E_{min}	E_{max}	$U_0 (g_1)$	g_2	Index
Stand A77 - V Vertical illuminance Rotation: 180.0°, Height: 2.000 m	22.3 lx	4.28 lx	51.6 lx	0.19	0.083	CG225

Utilisation profile: DIALux presetting (5.1.4 Standard (outdoor transportation area))

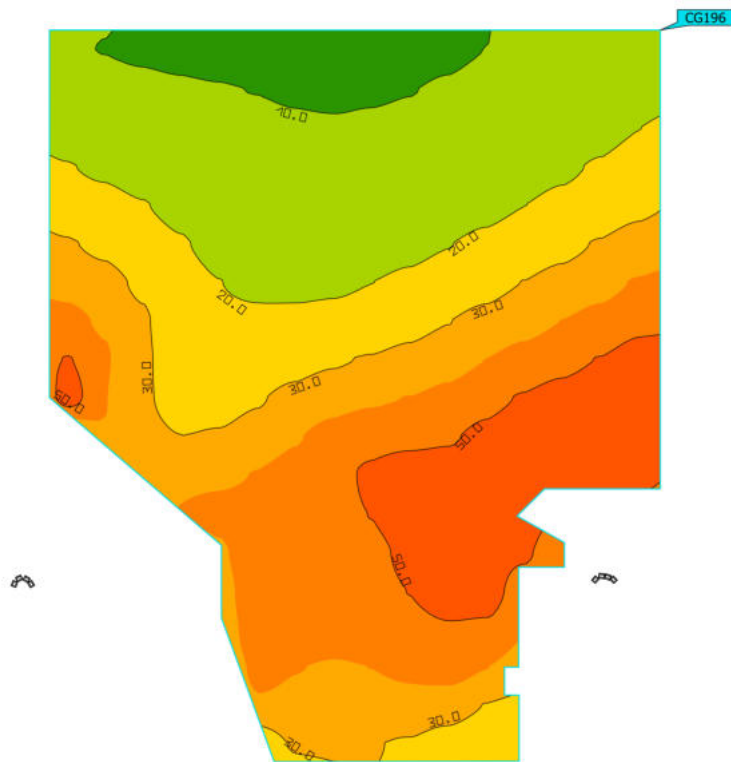
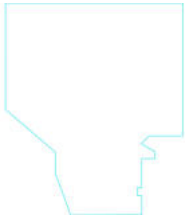
Site 1 (Light scene 1)
Stand 15 - H



Properties	\bar{E}	E_{min}	E_{max}	$U_0 (g_1)$	g_2	Index
Stand 15 - H Horizontal illuminance Height: 0.000 m	33.1 lx	8.57 lx	67.5 lx	0.26	0.13	CG195

Utilisation profile: DIALux presetting (5.1.4-Standard (outdoor transportation area))

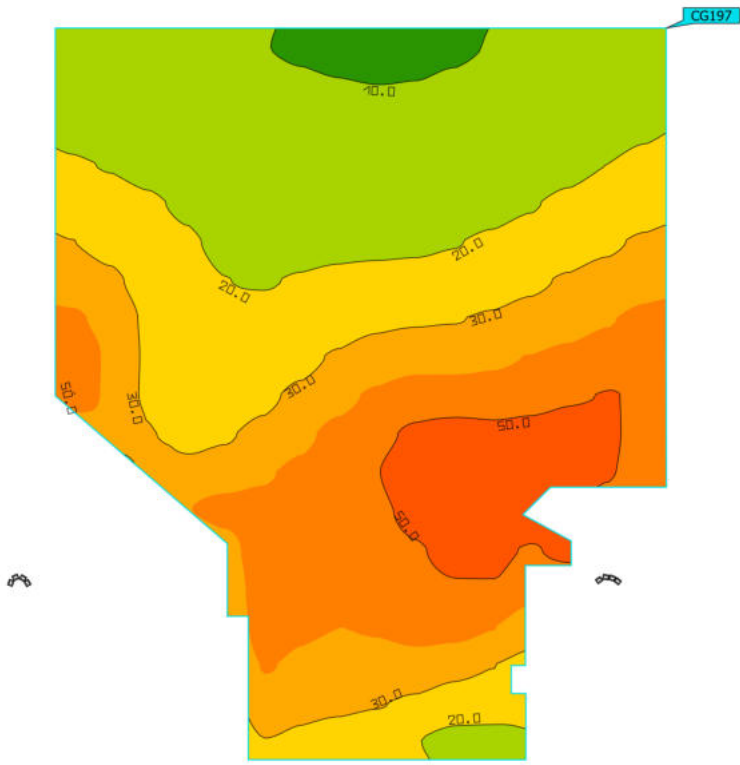
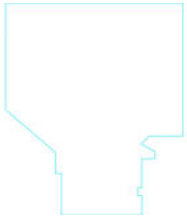
Site 1 (Light scene 1)
Stand 25 - H



Properties	\bar{E}	E_{min}	E_{max}	$U_0 (g_1)$	g_2	Index
Stand 25 - H Horizontal illuminance Height: 0.000 m	30.1 lx	8.64 lx	58.4 lx	0.29	0.15	CG196

Utilisation profile: DIALux presetting (5.1.4-Standard (outdoor transportation area))

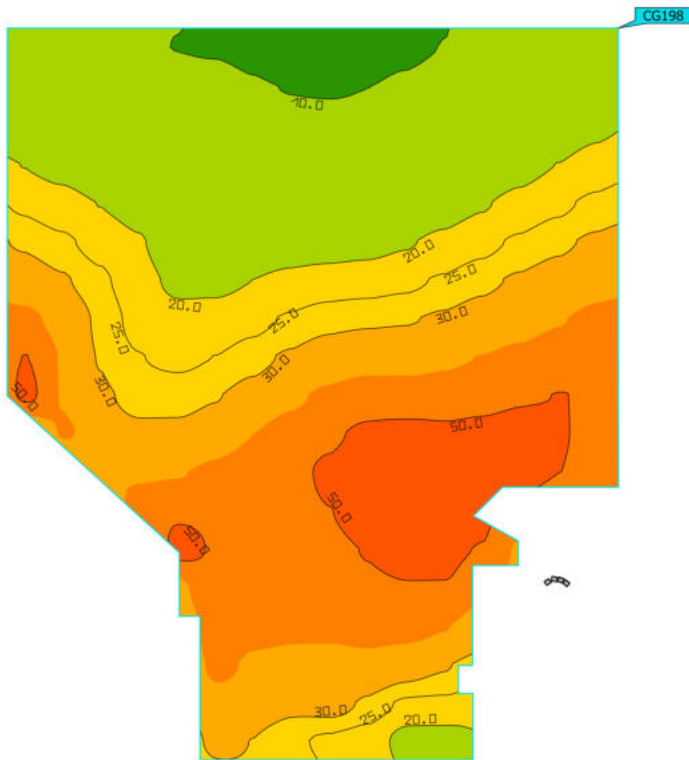
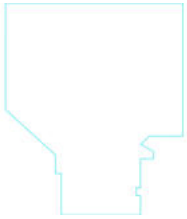
Site 1 (Light scene 1)
Stand 45 - H



Properties	\bar{E}	E_{min}	E_{max}	$U_0 (g_1)$	g_2	Index
Stand 45 - H Horizontal illuminance Height: 0.000 m	29.2 lx	8.85 lx	59.2 lx	0.30	0.15	CG197

Utilisation profile: DIALux presetting (5.1.4-Standard (outdoor transportation area))

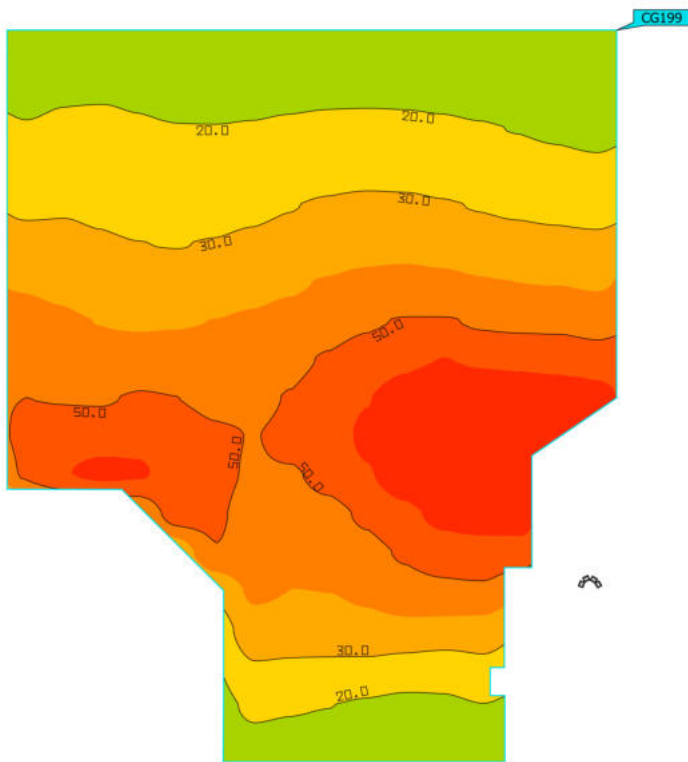
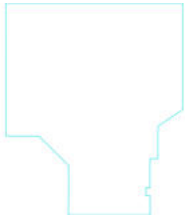
Site 1 (Light scene 1)
Stand 65 - H



Properties	\bar{E}	E_{min}	E_{max}	$U_0 (g_1)$	g_2	Index
Stand 65 - H Horizontal illuminance Height: 0.000 m	29.6 lx	8.58 lx	59.4 lx	0.29	0.14	CG198

Utilisation profile: DIALux presetting (5.1.4-Standard (outdoor transportation area))

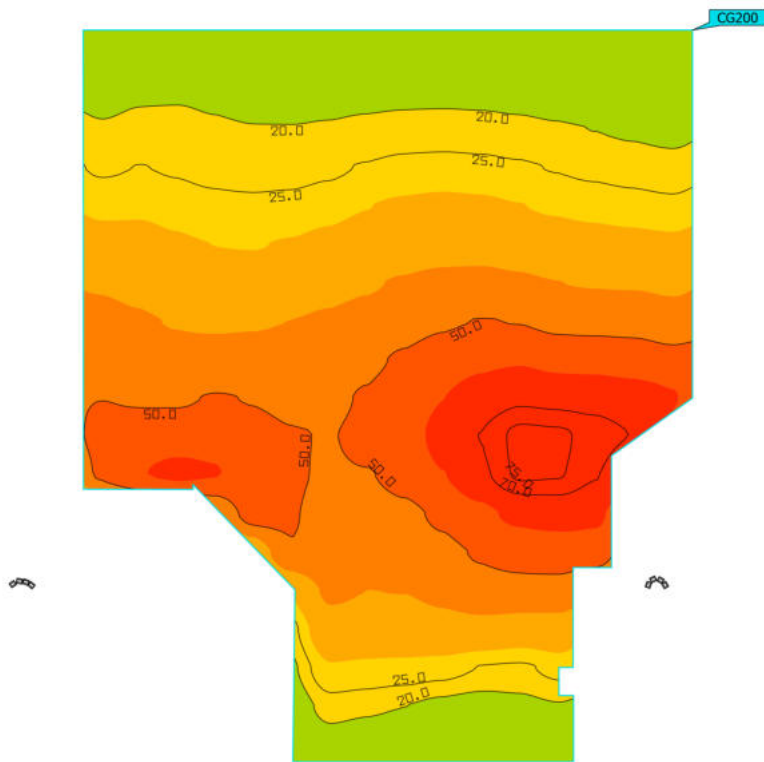
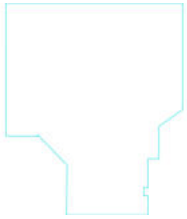
Site 1 (Light scene 1)
Stand 35 - H



Properties	\bar{E}	E_{min}	E_{max}	$U_0 (g_1)$	g_2	Index
Stand 35 - H Horizontal illuminance Height: 0.000 m	37.2 lx	11.3 lx	77.8 lx	0.30	0.15	CG199

Utilisation profile: DIALux presetting (5.1.4-Standard (outdoor transportation area))

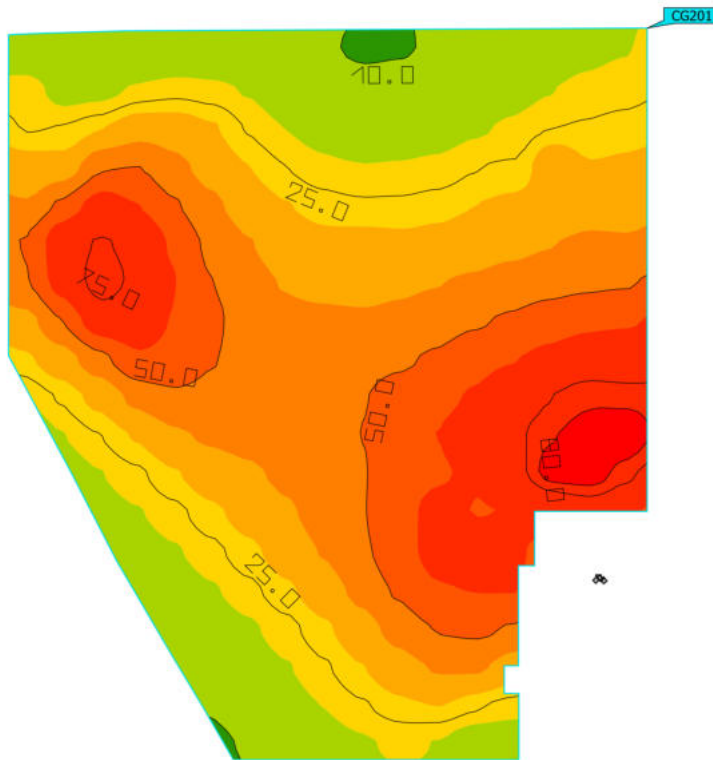
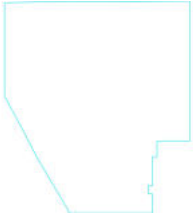
Site 1 (Light scene 1)
Stand 55 - H



Properties	\bar{E}	E_{min}	E_{max}	$U_0 (g_1)$	g_2	Index
Stand 55 - H Horizontal illuminance Height: 0.000 m	37.0 lx	12.3 lx	76.4 lx	0.33	0.16	CG200

Utilisation profile: DIALux presetting (5.1.4-Standard (outdoor transportation area))

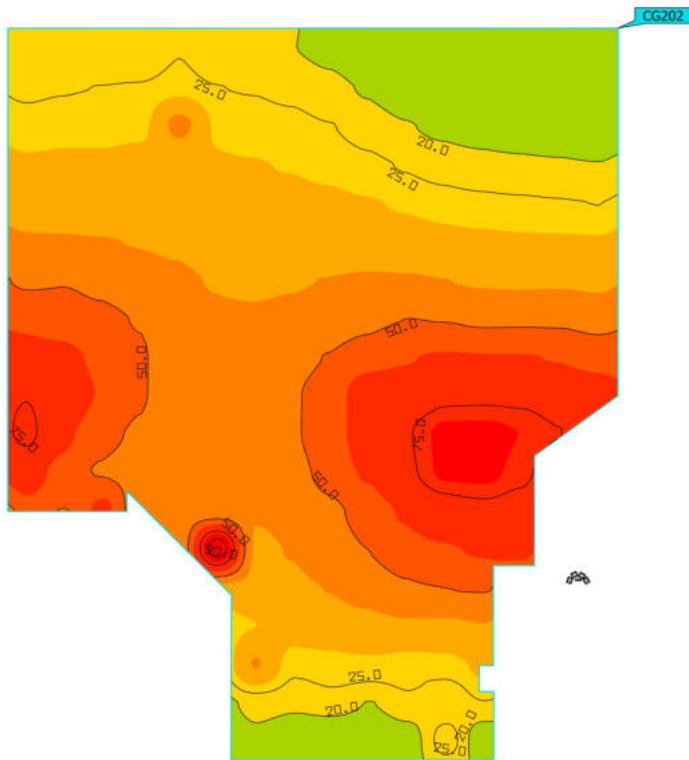
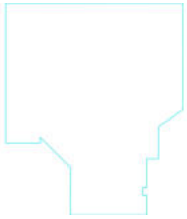
Site 1 (Light scene 1)
Stand 85 - H



Properties	\bar{E}	E_{min}	E_{max}	$U_0 (g_1)$	g_2	Index
Stand 85 - H Horizontal illuminance Height: 0.000 m	38.0 lx	9.34 lx	84.0 lx	0.25	0.11	CG201

Utilisation profile: DIALux presetting (5.1.4-Standard (outdoor transportation area))

Site 1 (Light scene 1)
Stand 75 - H

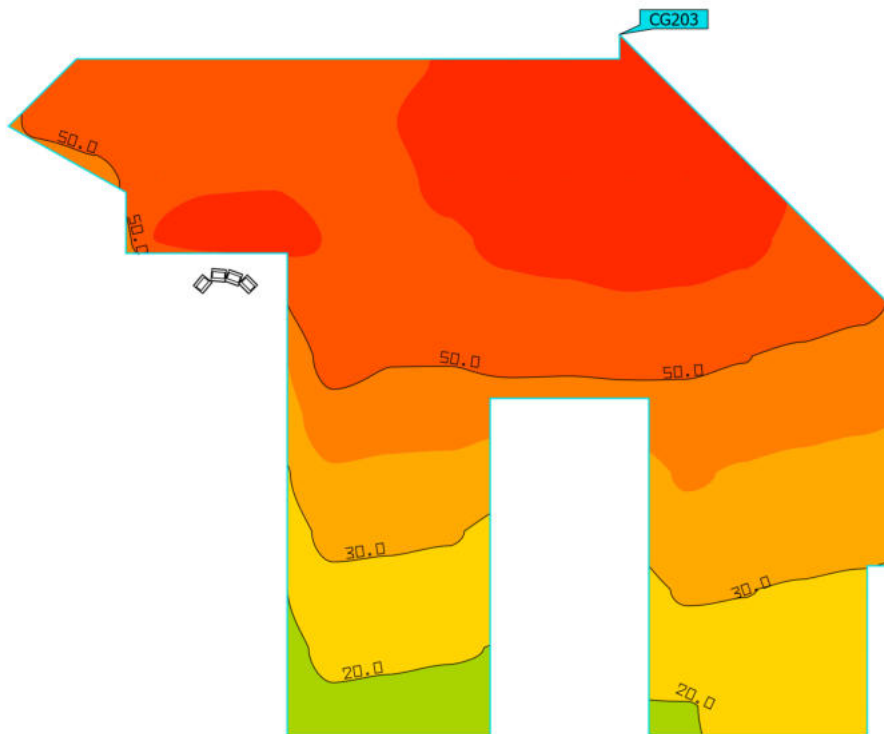
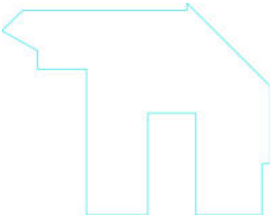


Properties	\bar{E}	E_{min}	E_{max}	$U_0 (g_1)$	g_2	Index
Stand 75 - H Horizontal illuminance Height: 0.000 m	40.0 lx	10.9 lx	98.8 lx	0.27	0.11	CG202

Utilisation profile: DIALux presetting (5.1.4-Standard (outdoor transportation area))

Site 1 (Light scene 1)

Other Apron Areas - A15

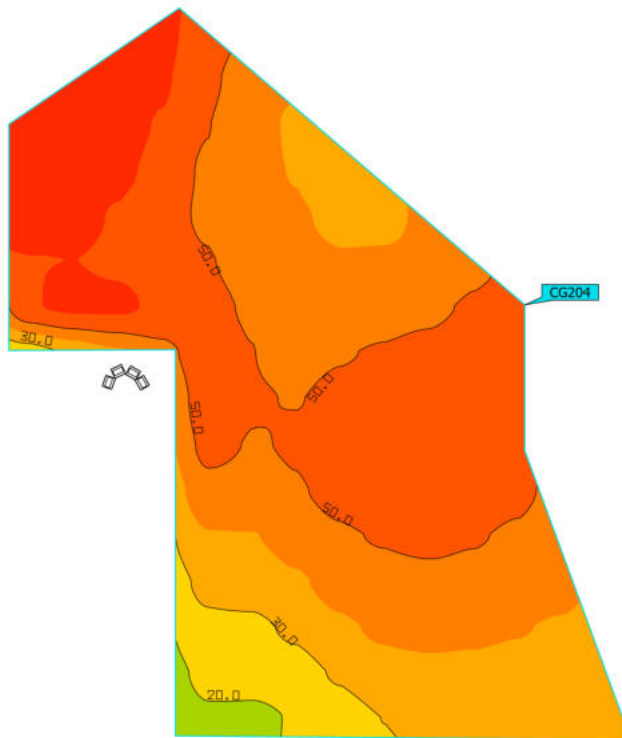


Properties	\bar{E}	E_{min}	E_{max}	$U_o (g_1)$	g_2	Index
Other Apron Areas - A15 Horizontal illuminance Height: 0.000 m	48.0 lx	16.9 lx	70.7 lx	0.35	0.24	CG203

Utilisation profile: DIALux presetting (5.1.4-Standard (outdoor transportation area))

Site 1 (Light scene 1)

Other Apron Areas - A25

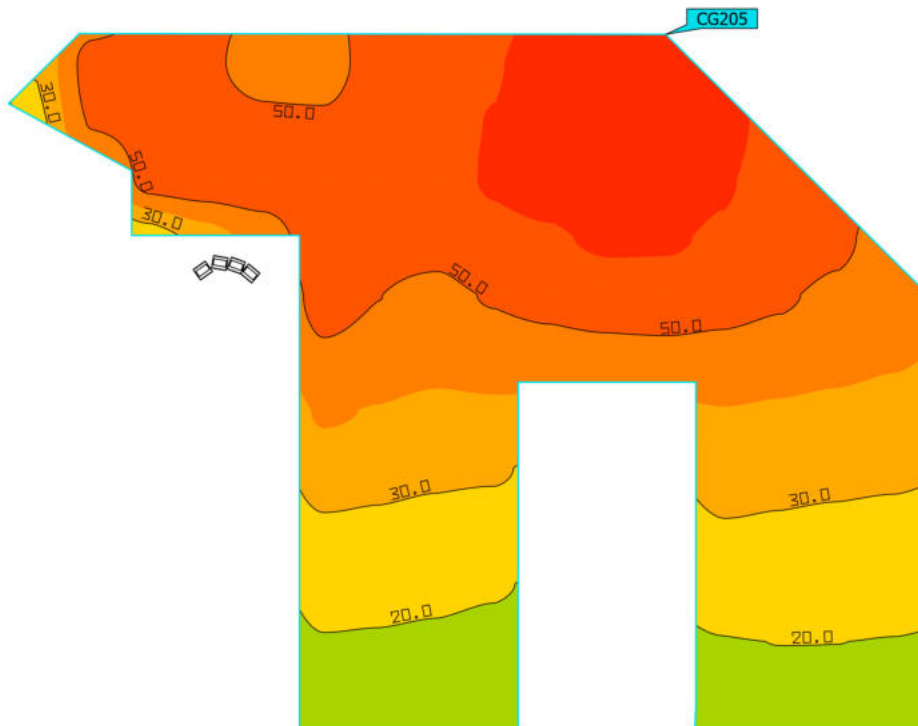



Properties	\bar{E}	E_{min}	E_{max}	$U_o (g_1)$	g_2	Index
Other Apron Areas - A25 Horizontal illuminance Height: 0.000 m	47.0 lx	18.3 lx	72.2 lx	0.39	0.25	CG204

Utilisation profile: DIALux presetting (5.1.4-Standard (outdoor transportation area))

Site 1 (Light scene 1)

Other Apron Areas - A35

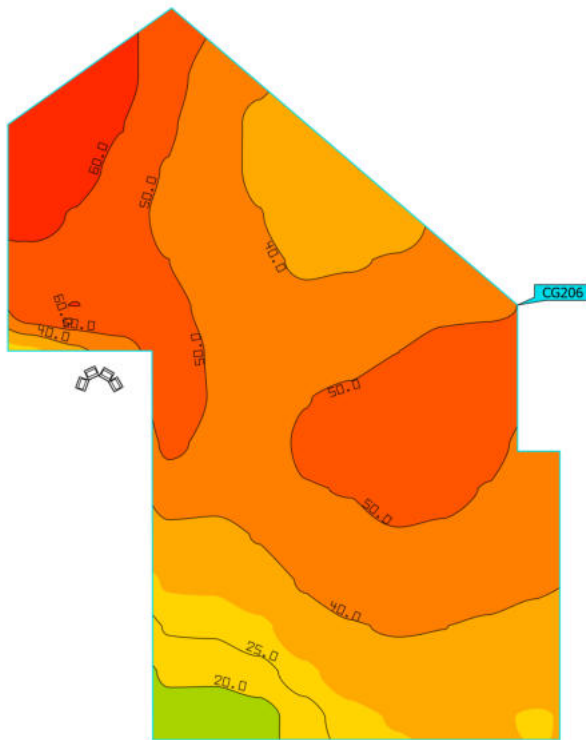


Properties	\bar{E}	E_{min}	E_{max}	$U_o (g_1)$	g_2	Index
Other Apron Areas - A35 Horizontal illuminance Height: 0.000 m	42.4 lx	13.9 lx	66.6 lx	0.33	0.21	CG205

Utilisation profile: DIALux presetting (5.1.4-Standard (outdoor transportation area))

Site 1 (Light scene 1)

Other Apron Areas - A45

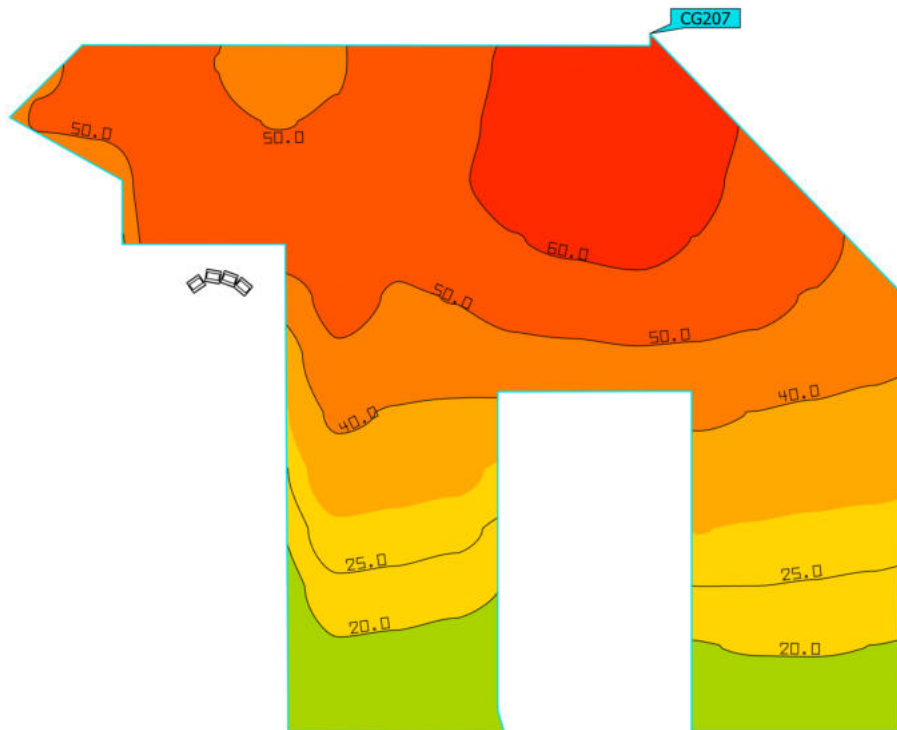
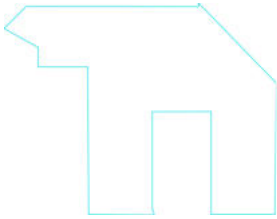


Properties	\bar{E}	E_{min}	E_{max}	$U_o (g_1)$	g_2	Index
Other Apron Areas - A45 Horizontal illuminance Height: 0.000 m	44.5 lx	17.0 lx	69.3 lx	0.38	0.25	CG206

Utilisation profile: DIALux presetting (5.1.4-Standard (outdoor transportation area))

Site 1 (Light scene 1)

Other Apron Areas - A55

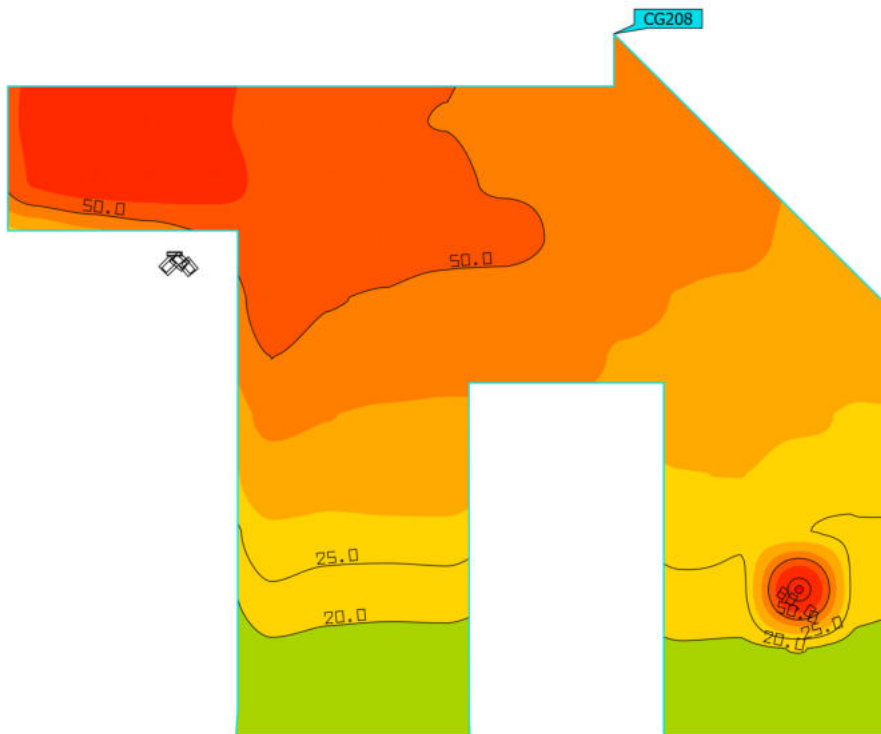
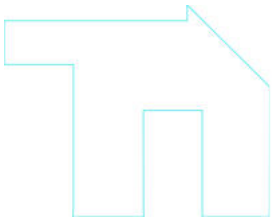


Properties	\bar{E}	E_{min}	E_{max}	$U_o (g_1)$	g_2	Index
Other Apron Areas - A55 Horizontal illuminance Height: -0.000 m	43.6 lx	14.4 lx	66.4 lx	0.33	0.22	CG207

Utilisation profile: DIALux presetting (5.1.4-Standard (outdoor transportation area))

Site 1 (Light scene 1)

Other Apron Areas - A75

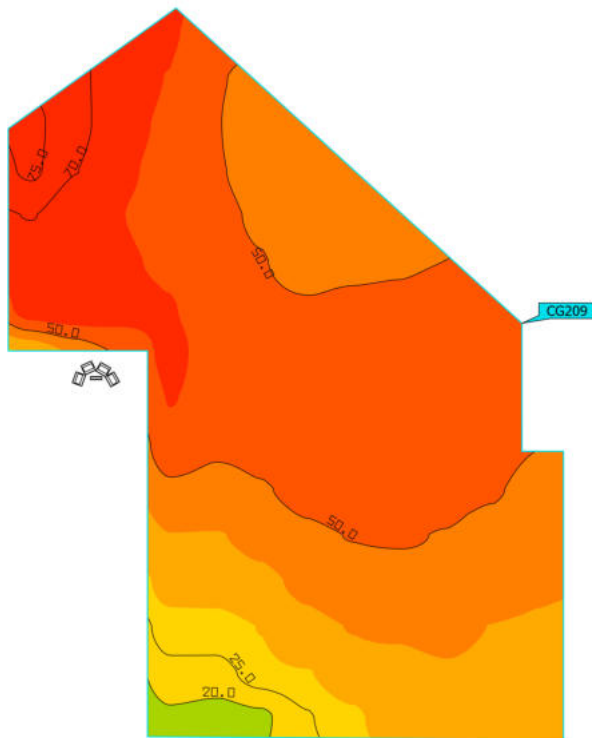


Properties	\bar{E}	E_{min}	E_{max}	$U_o (g_1)$	g_2	Index
Other Apron Areas - A75 Horizontal illuminance Height: -0.000 m	38.7 lx	13.9 lx	80.9 lx	0.36	0.17	CG208

Utilisation profile: DIALux presetting (5.1.4-Standard (outdoor transportation area))

Site 1 (Light scene 1)

Other Apron Areas - A65

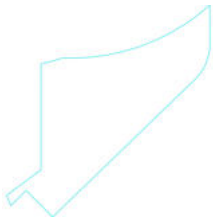


Properties	\bar{E}	E_{min}	E_{max}	$U_o (g_1)$	g_2	Index
Other Apron Areas - A65 Horizontal illuminance Height: -0.000 m	48.9 lx	18.1 lx	75.8 lx	0.37	0.24	CG209

Utilisation profile: DIALux presetting (5.1.4-Standard (outdoor transportation area))

Site 1 (Light scene 1)

East Parking Area - North Apron

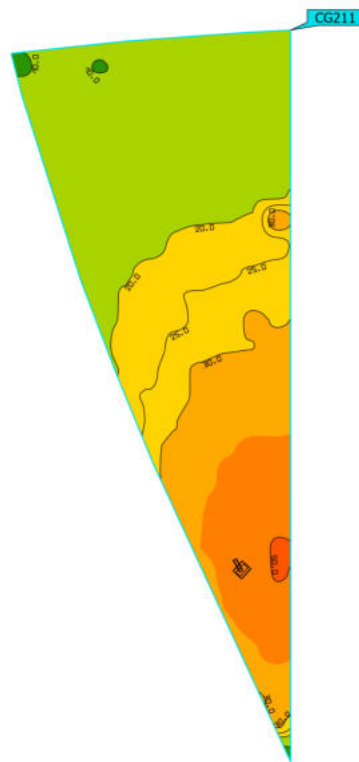


Properties	\bar{E}	E_{min}	E_{max}	$U_o (g_1)$	g_2	Index
East Parking Area - North Apron Horizontal illuminance Height: 0.000 m	25.3 lx	10.8 lx	45.2 lx	0.43	0.24	CG210

Utilisation profile: DIALux presetting (5.1.4-Standard (outdoor transportation area))

Site 1 (Light scene 1)

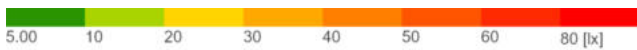
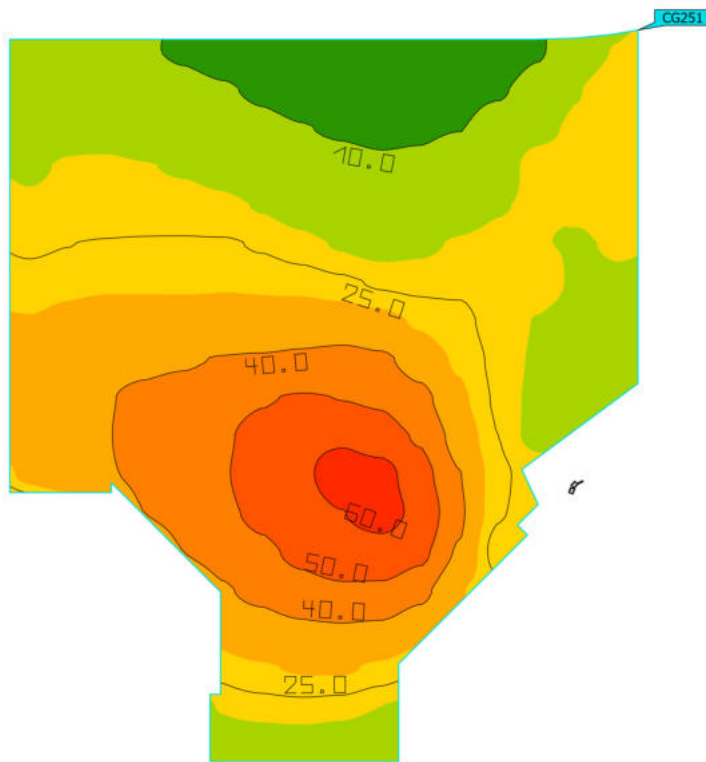
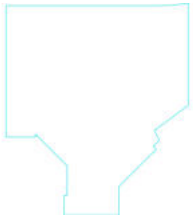
West Parking Area - North Apron



Properties	\bar{E}	E_{min}	E_{max}	$U_0 (g_1)$	g_2	Index
West Parking Area - North Apron Horizontal illuminance Height: -0.000 m	24.6 lx	9.64 lx	50.7 lx	0.39	0.19	CG211

Utilisation profile: DIALux presetting (5.1.4-Standard (outdoor transportation area))

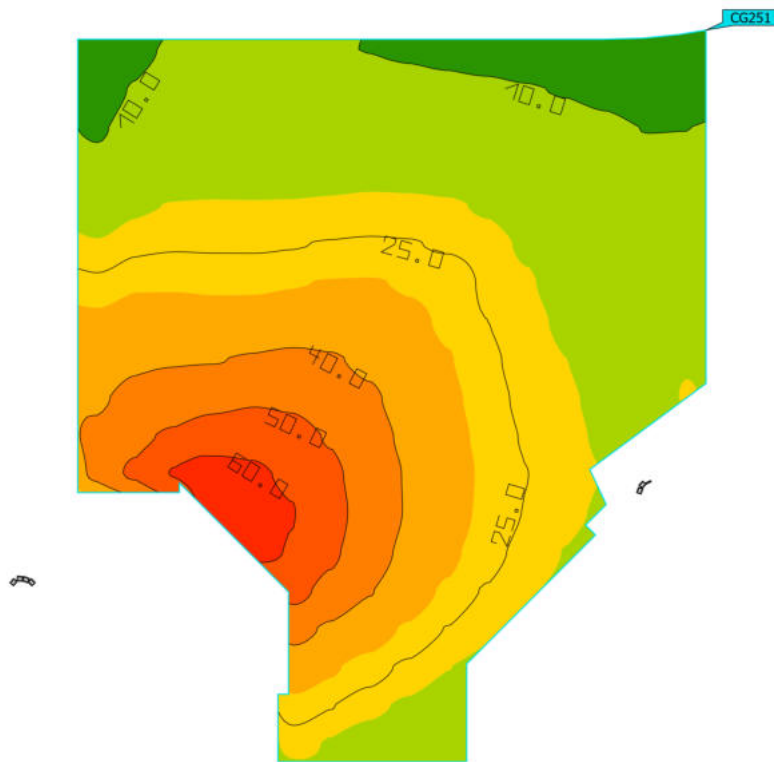
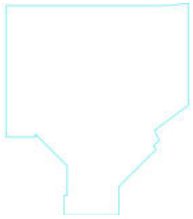
Site 1 (Light scene 1)
Stand 15 - V



Properties	\bar{E}	E_{min}	E_{max}	$U_0 (g_1)$	g_2	Index
Stand 15 - V Vertical illuminance Rotation: 0.0°, Height: 2.000 m	27.7 lx	5.83 lx	63.2 lx	0.21	0.092	CG251

Utilisation profile: DIALux presetting (5.1.4-Standard (outdoor transportation area))

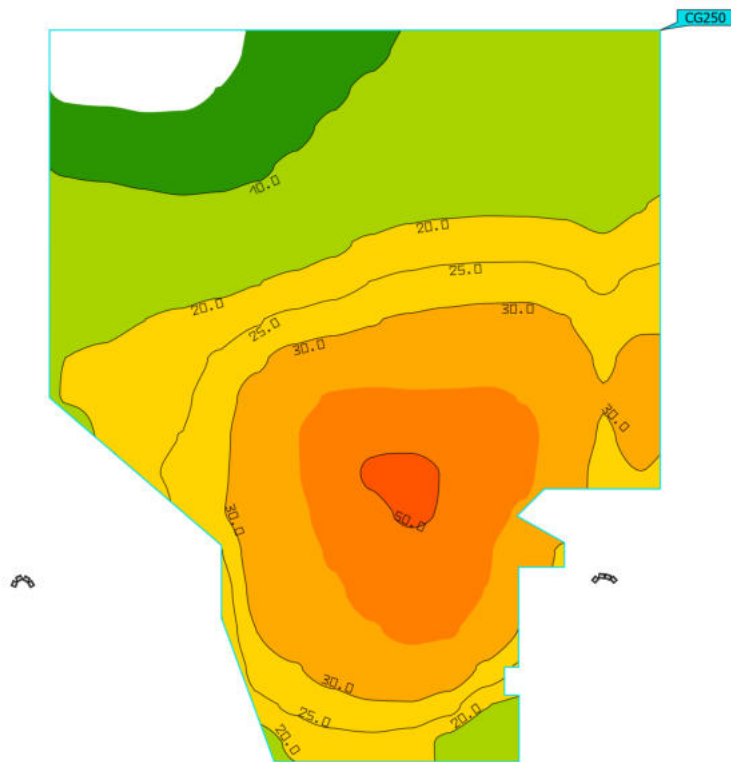
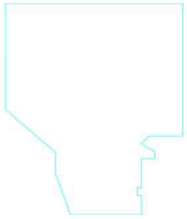
Site 1 (Light scene 1)
Stand 15 - V



Properties	\bar{E}	E_{min}	E_{max}	$U_0 (g_1)$	g_2	Index
Stand 15 - V Vertical illuminance Rotation: 180.0°, Height: 2.000 m	25.7 lx	6.47 lx	69.0 lx	0.25	0.094	CG251

Utilisation profile: DIALux presetting (5.1.4-Standard (outdoor transportation area))

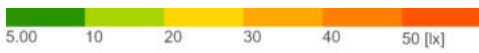
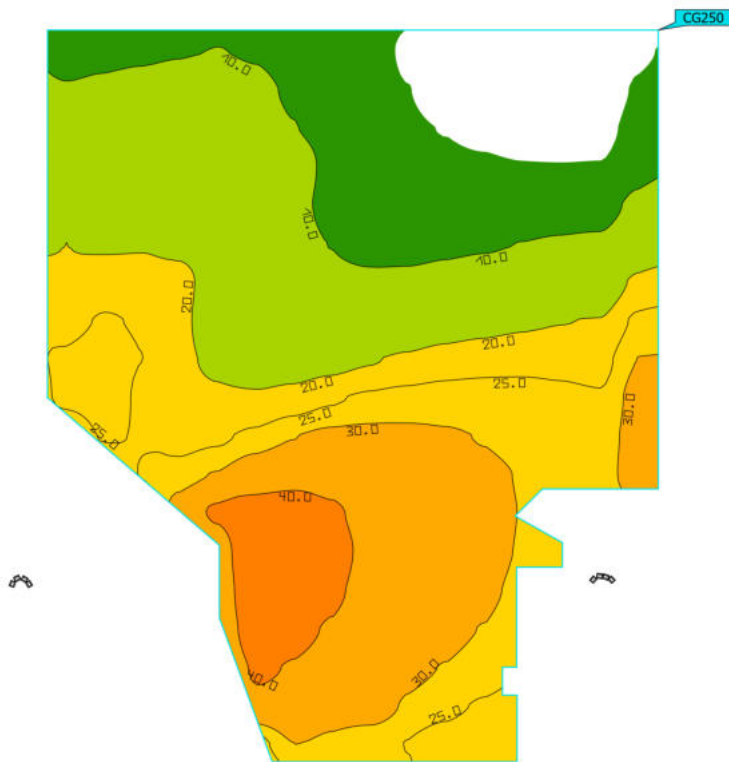
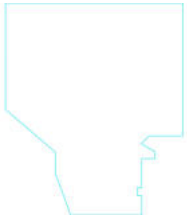
Site 1 (Light scene 1)
Stand 25 - V



Properties	\bar{E}	E_{min}	E_{max}	$U_0 (g_1)$	g_2	Index
Stand 25 - V Vertical illuminance Rotation: 0.0°, Height: 2.000 m	24.3 lx	3.09 lx	52.9 lx	0.13	0.058	CG250

Utilisation profile: DIALux presetting (5.1.4 Standard (outdoor transportation area))

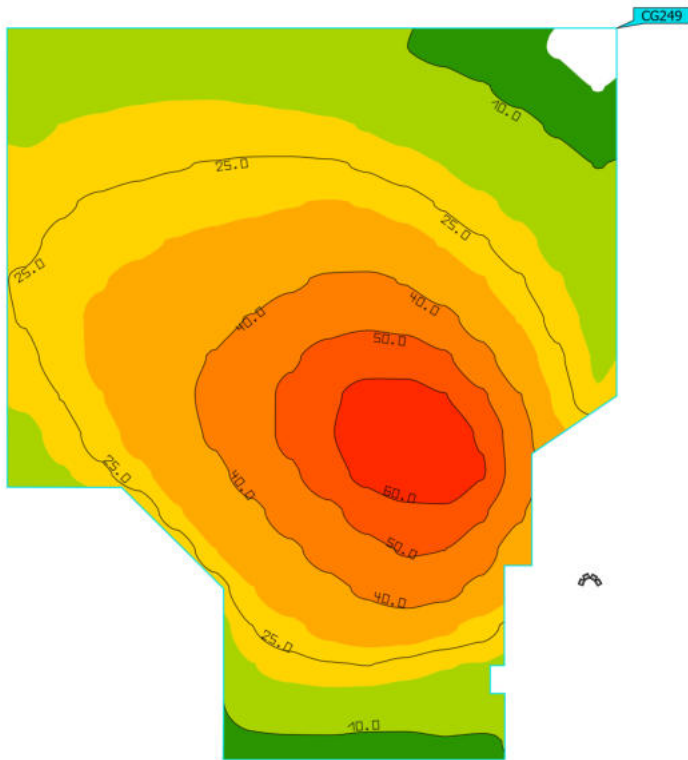
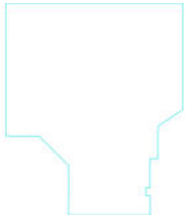
Site 1 (Light scene 1)
Stand 25 - V



Properties	\bar{E}	E_{min}	E_{max}	$U_o (g_1)$	g_2	Index
Stand 25 - V Vertical illuminance Rotation: 180.0°, Height: 2.000 m	20.4 lx	2.83 lx	48.2 lx	0.14	0.059	CG250

Utilisation profile: DIALux presetting (5.1.4 Standard (outdoor transportation area))

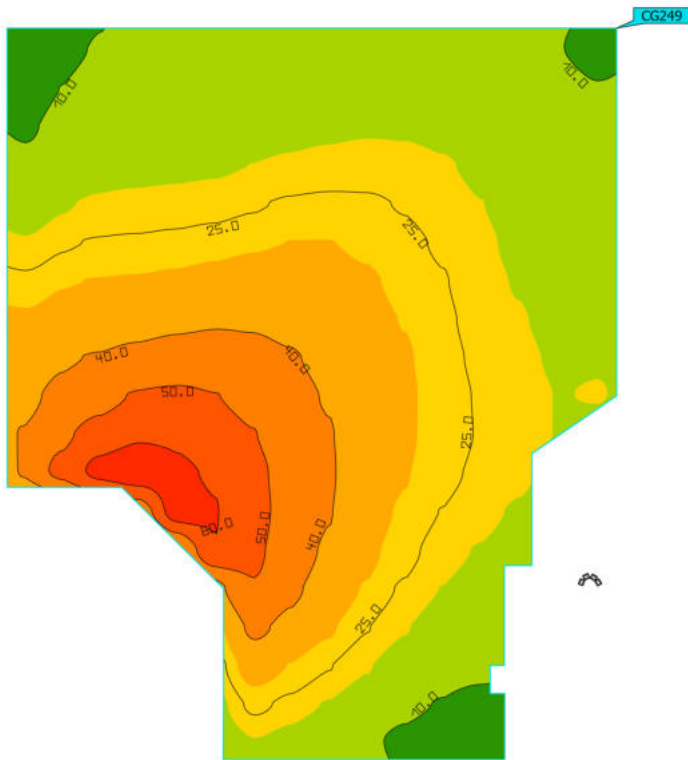
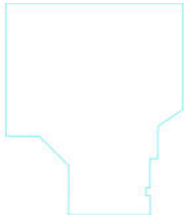
Site 1 (Light scene 1)
Stand 35 - V



Properties	\bar{E}	E_{min}	E_{max}	$U_o (g_1)$	g_2	Index
Stand 35 - V Vertical illuminance Rotation: 0.0°, Height: 2.000 m	29.6 lx	3.40 lx	69.5 lx	0.11	0.049	CG249

Utilisation profile: DIALux presetting (5.1.4 Standard (outdoor transportation area))

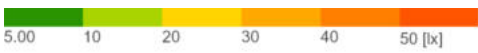
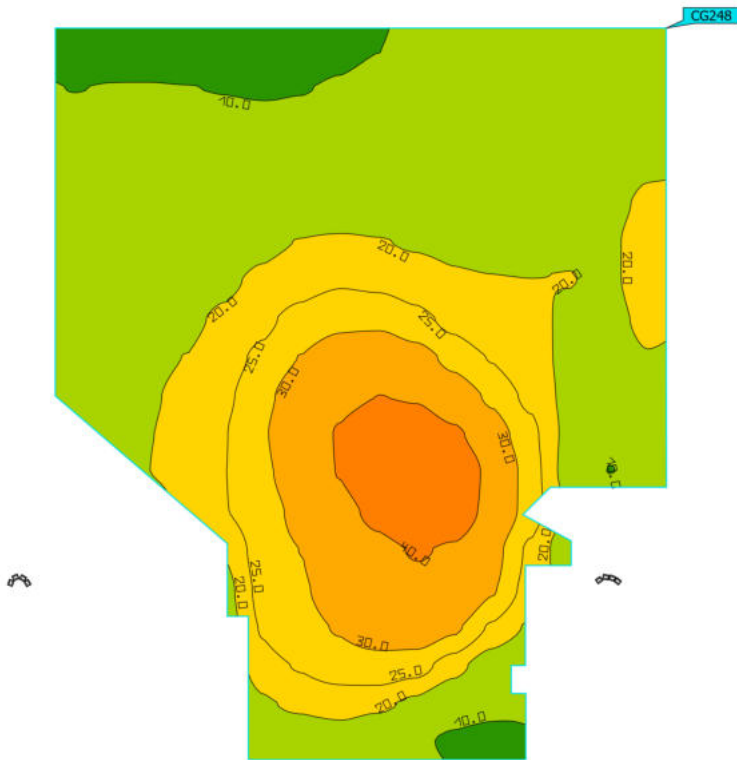
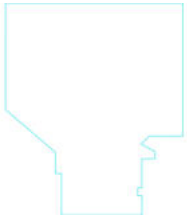
Site 1 (Light scene 1)
Stand 35 - V



Properties	\bar{E}	E_{min}	E_{max}	$U_0 (g_1)$	g_2	Index
Stand 35 - V Vertical illuminance Rotation: 180.0°, Height: 2.000 m	26.4 lx	5.25 lx	65.7 lx	0.20	0.080	CG249

Utilisation profile: DIALux presetting (5.1.4-Standard (outdoor transportation area))

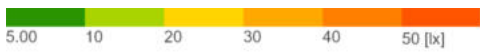
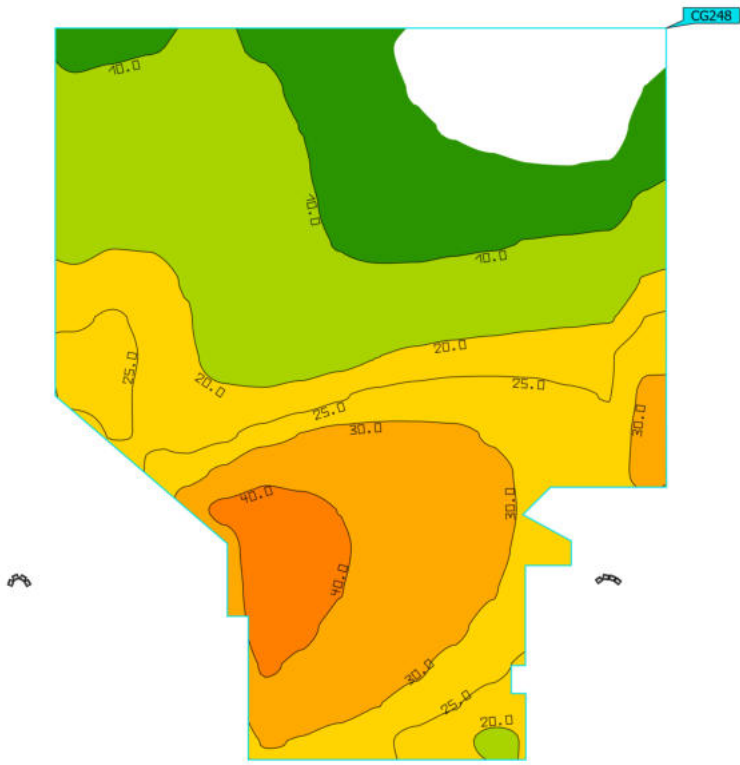
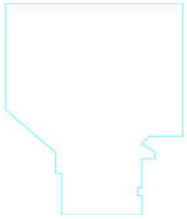
Site 1 (Light scene 1)
Stand 45 - V



Properties	\bar{E}	E_{min}	E_{max}	$U_0 (g_1)$	g_2	Index
Stand 45 - V Vertical illuminance Rotation: 0.0°, Height: 2.000 m	21.1 lx	7.63 lx	48.2 lx	0.36	0.16	CG248

Utilisation profile: DIALux presetting (5.1.4 Standard (outdoor transportation area))

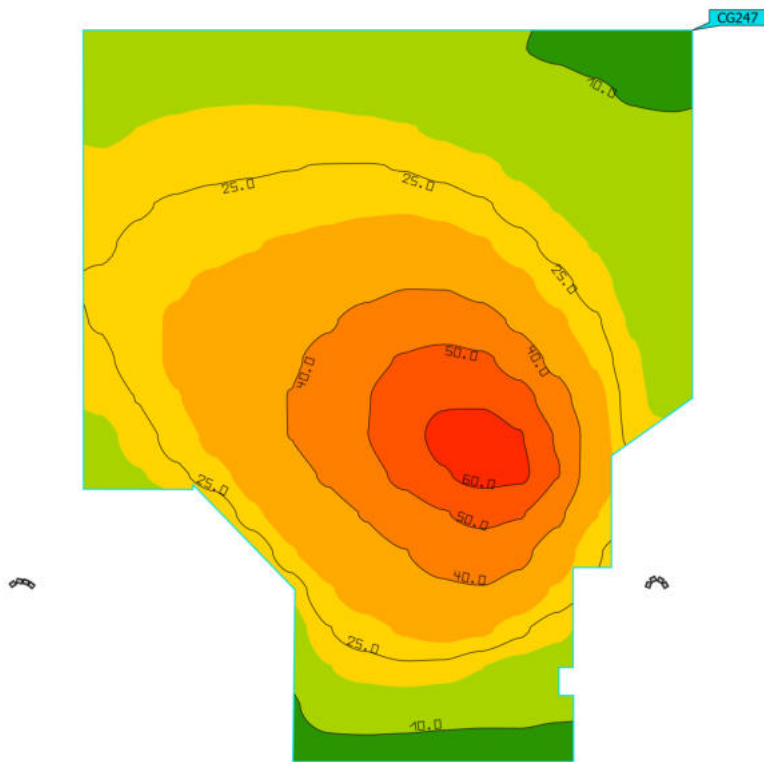
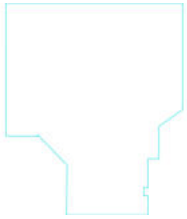
Site 1 (Light scene 1)
Stand 45 - V



Properties	\bar{E}	E_{min}	E_{max}	$U_o (g_1)$	g_2	Index
Stand 45 - V Vertical illuminance Rotation: 180.0°, Height: 2.000 m	20.2 lx	2.73 lx	47.4 lx	0.14	0.058	CG248

Utilisation profile: DIALux presetting (5.1.4 Standard (outdoor transportation area))

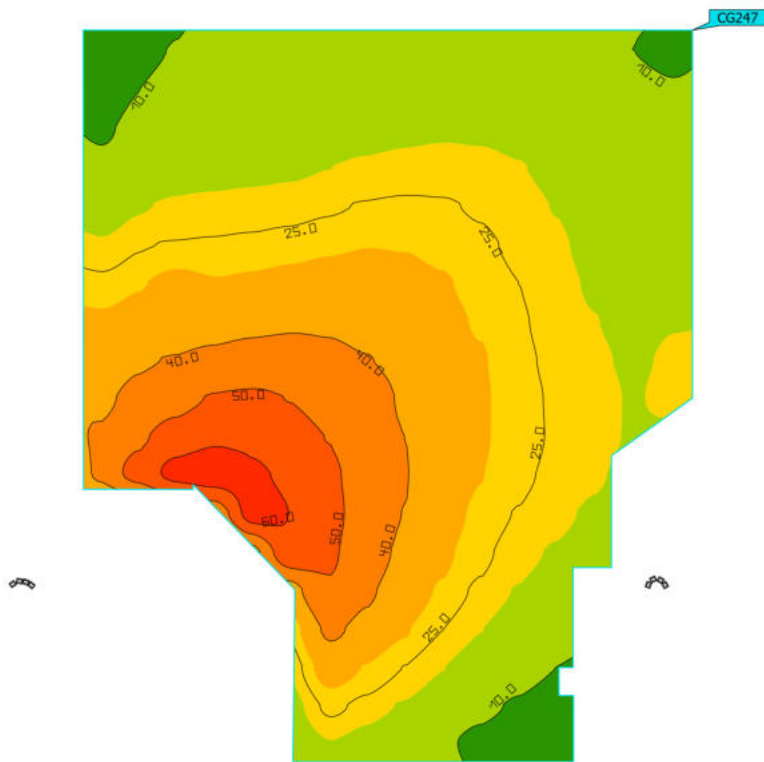
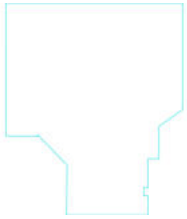
Site 1 (Light scene 1)
Stand 55 - V



Properties	\bar{E}	E_{min}	E_{max}	$U_0 (g_1)$	g_2	Index
Stand 55 - V Vertical illuminance Rotation: 0.0°, Height: 2.000 m	27.9 lx	7.99 lx	63.8 lx	0.29	0.13	CG247

Utilisation profile: DIALux presetting (5.1.4 Standard (outdoor transportation area))

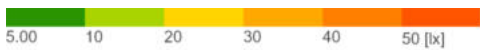
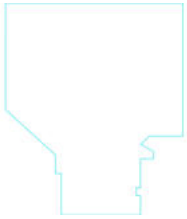
Site 1 (Light scene 1)
Stand 55 - V



Properties	\bar{E}	E_{min}	E_{max}	$U_o (g_1)$	g_2	Index
Stand 55 - V Vertical illuminance Rotation: 180.0°, Height: 2.000 m	26.2 lx	5.12 lx	65.2 lx	0.20	0.079	CG247

Utilisation profile: DIALux presetting (5.1.4-Standard (outdoor transportation area))

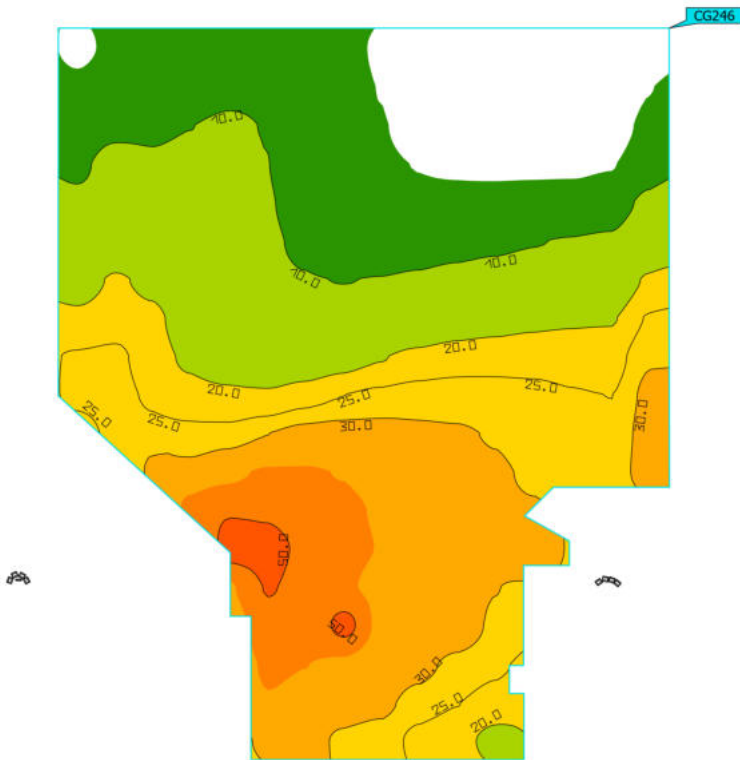
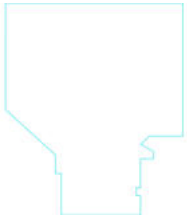
Site 1 (Light scene 1)
Stand 65 - V



Properties	\bar{E}	E_{min}	E_{max}	$U_0 (g_1)$	g_2	Index
Stand 65 - V Vertical illuminance Rotation: 0.0°, Height: 2.000 m	21.1 lx	7.59 lx	48.0 lx	0.36	0.16	CG246

Utilisation profile: DIALux presetting (5.1.4 Standard (outdoor transportation area))

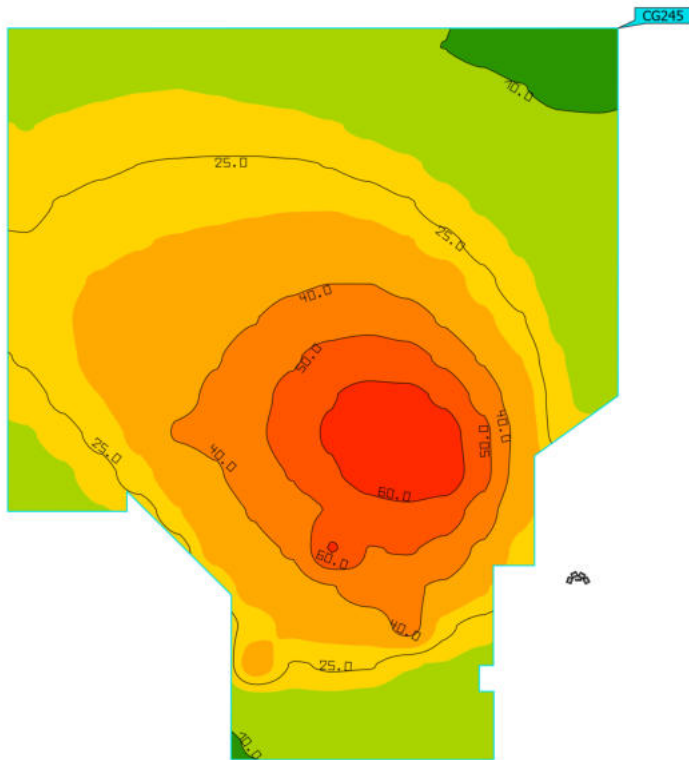
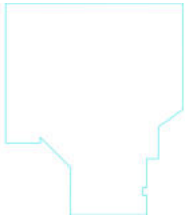
Site 1 (Light scene 1)
Stand 65 - V



Properties	\bar{E}	E_{min}	E_{max}	$U_o (g_1)$	g_2	Index
Stand 65 - V Vertical illuminance Rotation: 180.0°, Height: 2.000 m	20.0 lx	2.36 lx	54.5 lx	0.12	0.043	CG246

Utilisation profile: DIALux presetting (5.1.4 Standard (outdoor transportation area))

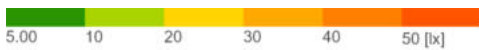
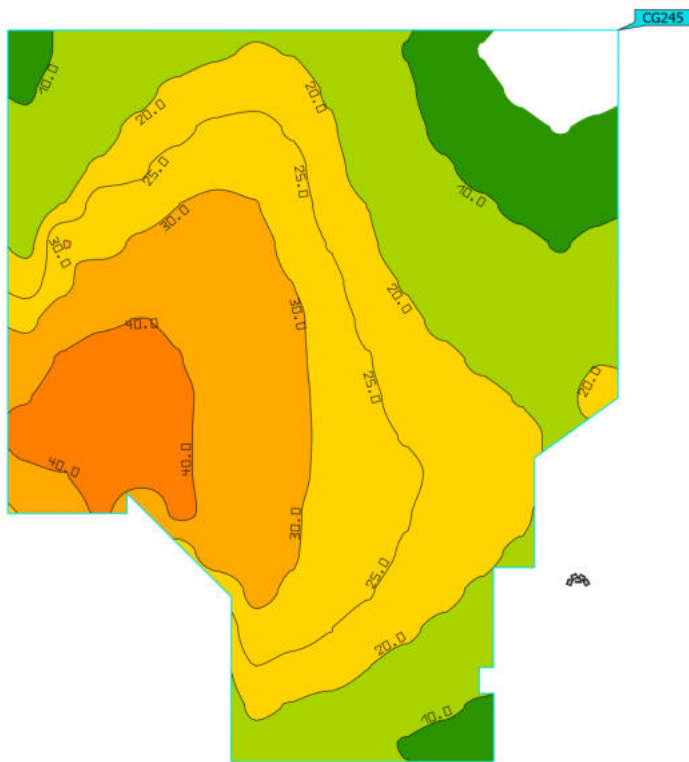
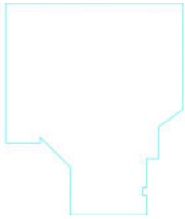
Site 1 (Light scene 1)
Stand 75 - V



Properties	\bar{E}	E_{min}	E_{max}	$U_o (g_1)$	g_2	Index
Stand 75 - V Vertical illuminance Rotation: 0.0°, Height: 2.000 m	29.2 lx	7.85 lx	69.5 lx	0.27	0.11	CG245

Utilisation profile: DIALux presetting (5.1.4 Standard (outdoor transportation area))

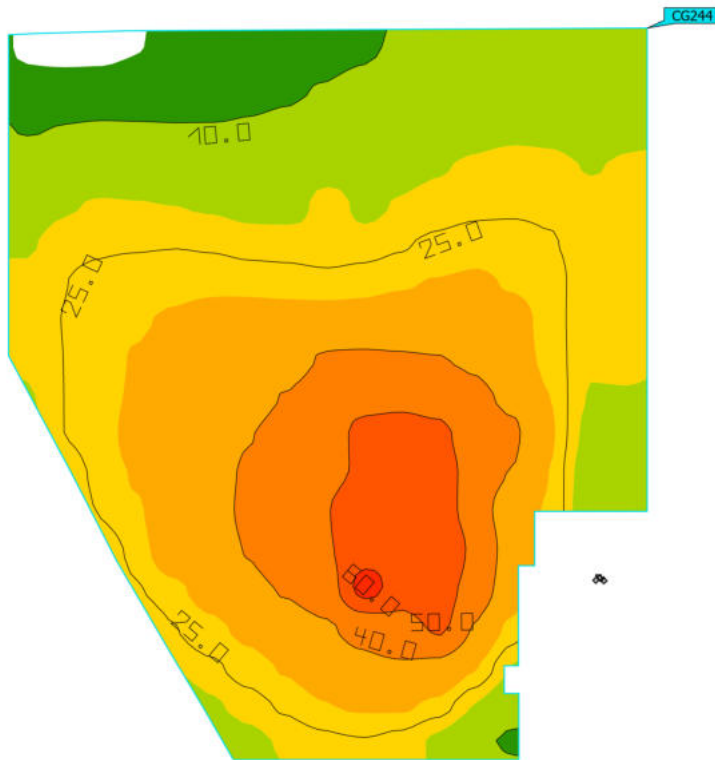
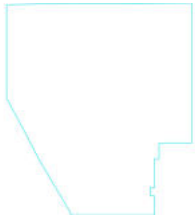
Site 1 (Light scene 1)
Stand 75 - V



Properties	\bar{E}	E_{min}	E_{max}	$U_0 (g_1)$	g_2	Index
Stand 75 - V Vertical illuminance Rotation: 180.0°, Height: 2.000 m	23.1 lx	3.24 lx	47.0 lx	0.14	0.069	CG245

Utilisation profile: DIALux presetting (5.1.4 Standard (outdoor transportation area))

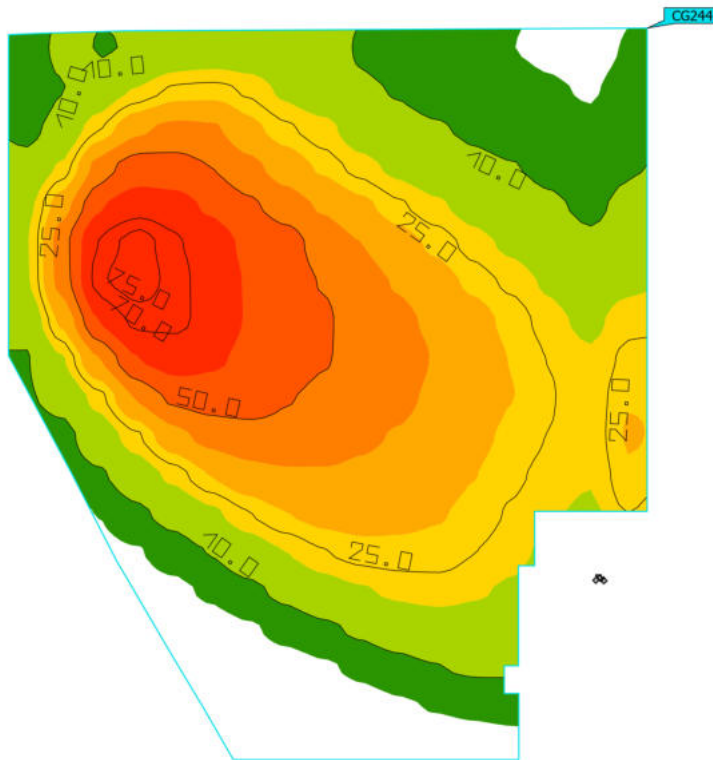
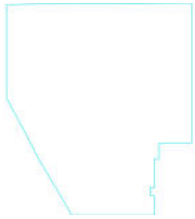
Site 1 (Light scene 1)
Stand 85 - V



Properties	\bar{E}	E_{min}	E_{max}	$U_0 (g_1)$	g_2	Index
Stand 85 - V Vertical illuminance Rotation: 0.0°, Height: 2.000 m	27.0 lx	4.12 lx	64.6 lx	0.15	0.064	CG244

Utilisation profile: DIALux presetting (5.1.4 Standard (outdoor transportation area))

Site 1 (Light scene 1)
Stand 85 - V

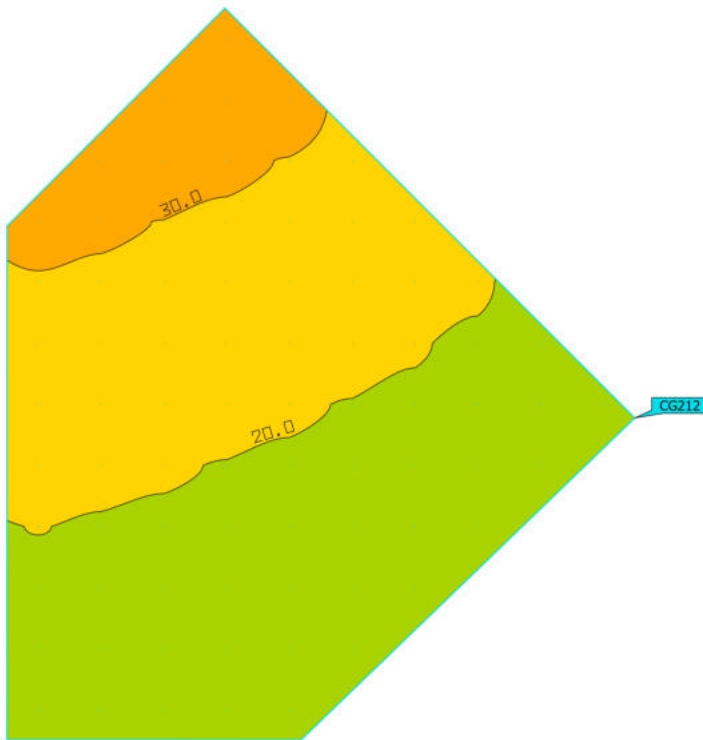



Properties	\bar{E}	E_{min}	E_{max}	$U_0 (g_1)$	g_2	Index
Stand 85 - V Vertical illuminance Rotation: 180.0°, Height: 2.000 m	25.7 lx	1.67 lx	77.4 lx	0.065	0.022	CG244

Utilisation profile: DIALux presetting (5.1.4-Standard (outdoor transportation area))

Site 1 (Light scene 1)

Other Apron Areas - A11

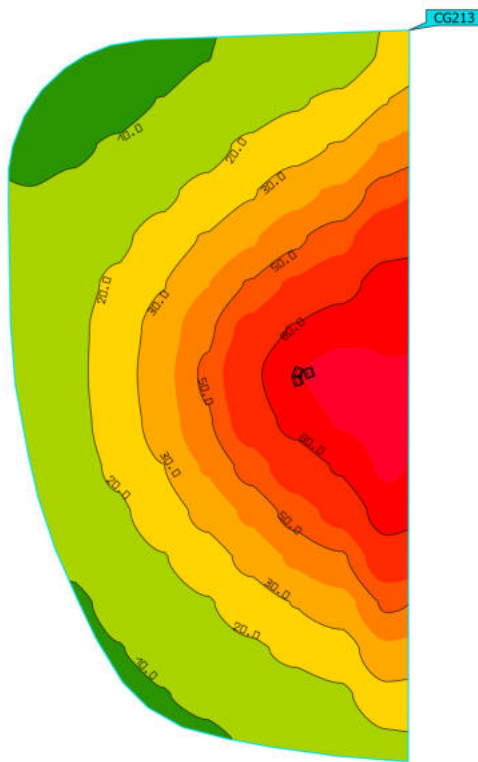


Properties	\bar{E}	E_{min}	E_{max}	$U_0 (g_1)$	g_2	Index
Other Apron Areas - A11 Horizontal illuminance Height: 0.000 m	21.4 lx	12.3 lx	37.4 lx	0.57	0.33	CG212

Utilisation profile: DIALux presetting (5.1.4 Standard (outdoor transportation area))

Site 1 (Light scene 1)

Other Apron Areas - East Stand I05

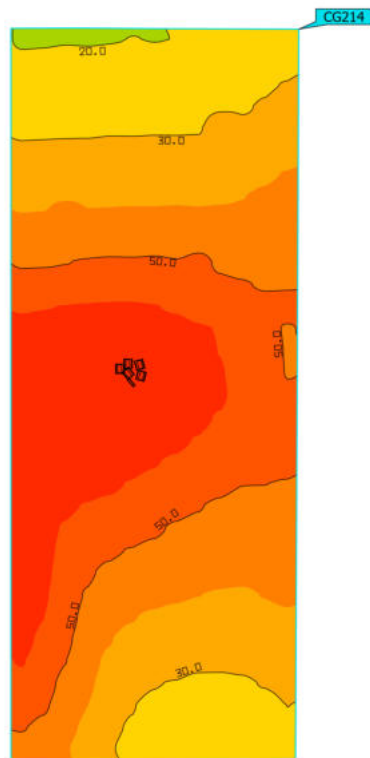


Properties	\bar{E}	E_{min}	E_{max}	$U_o (g_1)$	g_2	Index
Other Apron Areas - East Stand I05 Horizontal illuminance Height: -0.000 m	34.3 lx	6.46 lx	109 lx	0.19	0.059	CG213

Utilisation profile: DIALux presetting (5.1.4 Standard (outdoor transportation area))

Site 1 (Light scene 1)

Other Apron Areas - Between Stand I02/I03

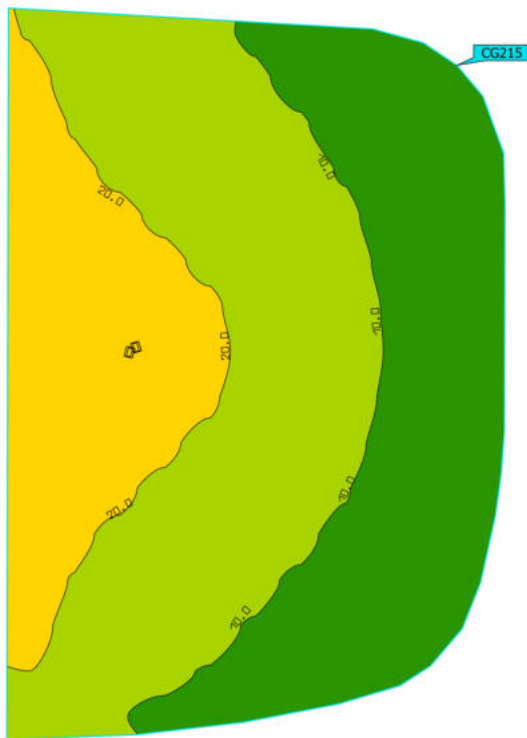


Properties	\bar{E}	E_{min}	E_{max}	$U_0 (g_1)$	g_2	Index
Other Apron Areas - Between Stand I02/I03 Horizontal illuminance Height: -0.000 m	45.5 lx	19.4 lx	75.4 lx	0.43	0.26	CG214

Utilisation profile: DIALux presetting (5.1.4 Standard (outdoor transportation area))

Site 1 (Light scene 1)

Other Apron Areas - West Stand I01




Properties	\bar{E}	E_{min}	E_{max}	$U_0 (g_1)$	g_2	Index
Other Apron Areas - West Stand I01 Horizontal illuminance Height: -0.000 m	14.5 lx	5.62 lx	29.3 lx	0.39	0.19	CG215

Utilisation profile: DIALux presetting (5.1.4-Standard (outdoor transportation area))

Site 1 (Light scene 1)

Other Apron Areas - Between Stand I04/I05




Properties	\bar{E}	E_{min}	E_{max}	$U_0 (g_1)$	g_2	Index
Other Apron Areas - Between Stand I04/I05 Horizontal illuminance Height: -0.000 m	35.0 lx	15.5 lx	48.1 lx	0.44	0.32	CG216

Utilisation profile: DIALux presetting (5.1.4-Standard (outdoor transportation area))

Site 1 (Light scene 1)

Other Apron Areas - Between Stand I03/I04




Properties	\bar{E}	E_{min}	E_{max}	$U_o (g_1)$	g_2	Index
Other Apron Areas - Between Stand I03/I04 Horizontal illuminance Height: -0.000 m	35.6 lx	18.3 lx	111 lx	0.51	0.16	CG217

Utilisation profile: DIALux presetting (5.1.4-Standard (outdoor transportation area))

Site 1 (Light scene 1)

Other Apron Areas - Between Stand I01/I02



Properties	\bar{E}	E_{min}	E_{max}	$U_0 (g_1)$	g_2	Index
Other Apron Areas - Between Stand I01/I02 Horizontal illuminance Height: -0.000 m	29.6 lx	16.0 lx	89.6 lx	0.54	0.18	CG218

Utilisation profile: DIALux presetting (5.1.4-Standard (outdoor transportation area))

Glossary

A

A Formula symbol for a surface in the geometry

B

Background area The background area borders the direct ambient area according to DIN EN 12464-1 and reaches up to the borders of the room. In larger rooms, the background area is at least 3 m wide. It is located horizontally at floor level.

C

CCT (Engl. correlated colour temperature)
 Body temperature of a thermal radiator which serves to describe its light colour. Unit: Kelvin [K]. The lesser the numerical value the redder; the greater the numerical value the bluer the light colour. The colour temperature of gas-discharge lamps and semi-conductors are termed "correlated colour temperature" in contrast to the colour temperature of thermal radiators.

Allocation of the light colours to the colour temperature ranges acc. to EN 12464-1:

Light colour - colour temperature [K]
 warm white (ww) < 3,300 K
 neutral white (nw) ≥ 3,300 – 5,300 K
 daylight white (dw) > 5,300 K

Clearance height The designation for the distance between upper edge of the floor and bottom edge of the ceiling (in the completely furnished status of room).

Control group A group of luminaires that are dimmed and controlled together. For each lighting scene, a control group provides its own dimming value. All luminaires within a control group share this dimming value. The control groups with their luminaires are automatically determined by DIALux on the basis of the created light scenes and their luminaire groups.

CRI (Engl. colour rendering index)
 Designation for the colour rendering index of a luminaire or a lamp acc. to DIN 6169: 1976 or CIE 13.3: 1995.

The general colour rendering index Ra (or CRI) is a dimensionless figure that describes the quality of a white light source in regards to its similarity with the remission spectra of defined 8 test colours (see DIN 6169 or CIE 1974) to a reference light source.

Glossary

D

Daylight autonomy	Describes what percentage of the daily working time the required illuminance is met by daylight. The nominal illuminance is used from the room profile, unlike described in EN 17037. The calculation is not done in the centre of the room but at the placed sensor measuring point. A room is considered sufficiently supplied with daylight if it achieves at least 50% daylight autonomy.
Daylight factor	Ratio of the illuminance achieved solely by daylight incidence at a point in the inside to the horizontal illuminance in the outer area under an unobstructed sky. Formula symbol: D (Engl. daylight factor) Unit: %
Daylight quotient effective area	A calculation surface within which the daylight quotient is calculated.

E

Energy evaluation	<p>Based on an hourly calculation procedure for daylight in indoor spaces, considering the project geometry and any existing daylight control systems. Orientation and location of the project are also considered. The calculation uses the specified system power of the luminaires to determine the energy demand. A linear relationship between power and luminous flux in the dimmed state is assumed for daylight-controlled luminaires. Times of use and nominal illuminance are determined from the usage profiles of the spaces. Switched-on luminaires that are explicitly excluded from control also consider the specified times-of-use. The daylight control systems use a simplified control logic that closes them at an outdoor horizontal illuminance of 27,500lx.</p> <p>The calendar year 2022 is used as a reference only. It is not a simulation of this year. The reference year is only used to assign the days of the week to the calculated results. The changeover to summer time is not considered. The reference sky type used is the average sky described in CIE 110 without direct sunlight.</p> <p>The method was developed together with the Fraunhofer Institute for Building Physics and is available for review by the Joint Working Group 1 ISO TC 274 as an extension of the previous annual regression-based method.</p>
Environmental zones	The assessment of intrusive light and light immission depends on the environment of the lighting installation. Depending on the standard, 4-6 different zones are defined, ranging from highly protected areas in natural settings to urban areas, commercial zones, and industrial zones.
Eta (η)	(light output ratio) The light output ratio describes what percentage of the luminous flux of a free radiating lamp (or LED module) is emitted by the luminaire when installed. Unit: %

Glossary

G

g_1	Often also U_o (Engl. overall uniformity) Designates the overall uniformity of the illuminance on a surface. It is the quotient from E_{min} to \bar{E} and is required, for instance, in standards for illumination of workstations.
g_2	Actually it designates the "non-uniformity" of the illuminance on a surface. It is the quotient of E_{min} to E_{max} and is generally only relevant for certifying the emergency lighting acc. to EN 1838.

I

Illuminance	Describes the ratio of the luminous flux that strikes a certain surface to the size of this surface ($lm/m^2 = lx$). The illuminance is not tied to an object surface. It can be determined anywhere in space (inside or outside). The illuminance is not a product feature because it is a recipient value. Luxometers are used for measuring. Unit: Lux Abbreviation: lx Formula symbol: E
Illuminance, adaptive	For the determining of the middle adaptive illuminance on a surface, this is rastered "adaptively". In the area of large illuminance differences within the surface, the raster is subdivided finer; within lesser differences, a rougher classification is made.
Illuminance, horizontal	Illuminance that is calculated or measured on a horizontal (level) surface (this can be for example a table top or the floor). The horizontal illuminance is usually identified by the formula letter E_h .
Illuminance, perpendicular	Illuminance that is calculated or measured plumb-vertical to a surface. This needs to be taken into account for tilted surfaces. If the surface is horizontal or vertical, then there is no difference between the perpendicular and the horizontal or vertical illuminance.
Illuminance, vertical	Illuminance that is calculated or measured on a vertical surface (this can be for example the front of some shelves). The vertical illuminance is usually identified by the formula letter E_v .

K

k_s	The glare effect of a light source can be described by the glare metric k_s . It relates the solid angle of the glaring light source as seen from the point of immission, the ambient luminance, and the maximum allowable luminance.
-------	---

Glossary

L

LENI	(Engl. lighting energy numeric indicator) Lighting energy numeric indicator acc. to EN 15193 Unit: kWh/(m ² * a)
LLMF	(Engl. lamp lumen maintenance factor)/acc. to CIE 97: 2005 Lamp flux maintenance factor that takes the luminous flux reduction into account of a luminaire or an LED module in the course of the operating time. The lamp flux maintenance factor is specified as a decimal digit and can have a maximum value of 1 (no luminous flux reduction existing).
LMF	(Engl. luminaire maintenance factor)/acc. to CIE 97: 2005 Luminaire maintenance factor that takes the soiling into account of the luminaire in the course of the operating time. The luminaire maintenance factor is specified as a decimal digit and can have a maximum value of 1 (no soiling existing).
LSF	(Engl. lamp survival factor)/acc. to CIE 97: 2005 Lamp survival factor that takes the total failure into account of a luminaire in the course of the operating time. The lamp survival factor is specified as a decimal digit and can have a maximum value of 1 (no failures existing within the time concerned or prompt replacement after the failure).
Luminance	Dimension for the "brightness impression" that the human eye has of a surface. The surface itself can emit light thereby or light striking it can be reflected (emitter value). It is the only photometric value that the human eye can perceive. Unit: Candela per square metre Abbreviation: cd/m ² Formula symbol: L
Luminous efficacy	Ratio of the emitted luminous flux Φ [lm] to the absorbed electrical power P [W] Unit: lm/W. This ratio can be formed for the lamp or LED module (lamp or module light output), the lamp or module with control gear (system light output) and the complete luminaire (luminaire light output).
Luminous flux	Dimension for the total light output that is emitted from one light source in all directions. It is thus an "emitter value" that specifies the entire emitting output. The luminous flux of a light source can only be determined in a laboratory. A difference is made between the lamp or LED module luminous flux and the luminaire luminous flux. Unit: Lumen Abbreviation: lm Formula symbol: Φ

Glossary

Luminous intensity	Describes the intensity of the light in a certain direction (emitter value). The luminous intensity is a matter of the luminous flux Φ that is emitted in a certain spherical angle Ω . The radiation characteristics of a light source are presented graphically in a light distribution curve (LDC). The luminous intensity is an SI base unit.
	Unit: Candela Abbreviation: cd Formula symbol: I
<hr/> M	
Maintenance factor	See MF
<hr/> MF	
	(Engl. maintenance factor)/acc. to CIE 97: 2005 Maintenance factor as decimal number between 0 and 1 that describes the ratio of the new value of a photometric planning parameter (e.g. of the illuminance) to a maintenance value after a certain time. The maintenance factor takes into account the soiling of luminaires and rooms as well as the luminous flux reduction and the failure of light sources. The maintenance factor is taken into account either overall or determined in detail acc. to CIE 97: 2005 by the formula $RMF \times LMF \times LLMF \times LSF$.
<hr/> O	
Obtrusive light/Light immission	To protect the nocturnal environment and minimize problems for humans, flora, and fauna, it is necessary to limit obtrusive light (also known as light pollution), which can cause serious physiological and ecological issues for individuals and the environment. Light immission refers to the disturbing influence of emitted light from artificial light sources.
<hr/> Operating times	
	The assessment of obtrusive light and light immission depends on the operating times of the lighting installation. Depending on the standard, 1-3 different operating times are specified. In the absence of specific details, an operating time between 06:00 and 22:00 can be assumed.
<hr/> P	
P	(Engl. power) Electric power consumption
	Unit: watt Abbreviation: W

Glossary

R

$R_{(UG) \max}$	<p>Measure of the psychological glare in indoor spaces.</p> <p>In addition to the luminance of luminaires, the level of the $R_{(UG)}$ value also depends on the observer position, the viewing direction and the ambient luminance. The calculation is made according to the table method, see CIE 117. Among other things, EN 12464-1:2021 specifies maximum permissible $R_{(UG)}$- values $R_{(UGL)}$ for various indoor workplaces.</p>
R_{DLO}	<p>The ratio of the luminous flux emitted below the horizontal plane to the total lamp luminous flux of a luminaire or lighting installation in its operational position.</p>
R_G	<p>The glare directly caused by luminaires of an outdoor lighting installation is determined using the CIE Glare Rating (RG) method. To calculate this, the equivalent veiling luminance of the surroundings is needed. There are four options for determining this:</p> <ul style="list-style-type: none"> • An exact calculation according to CIE 112, based on the scene area. • A simplified method according to EN 12464-2, based on the scene area. • Using a custom calculation area to determine the equivalent veiling luminance. • Specifying a fixed value for easy comparability.
R_{UF}	<p>upward flux ratio</p> <p>The ratio of the luminous flux emitted directly or reflected above the horizontal plane to the luminous flux that cannot be avoided under ideal conditions to achieve the illuminance level on a deliberately illuminated area.</p>
R_{UL}	<p>upward light ratio</p> <p>The ratio of the luminous flux emitted above the horizontal plane to the luminous flux of a luminaire or lighting installation in its operational position. The luminaire efficiency is considered in this calculation.</p>
R_{ULO}	<p>upward light output ratio</p> <p>The ratio of the luminous flux emitted above the horizontal plane to the total lamp luminous flux of a luminaire or lighting installation in its operational position.</p>
Reflection factor	<p>The reflection factor of a surface describes how much of the striking light is reflected back. The reflection factor is defined by the colour of the surface.</p>
RMF	<p>(Engl. room maintenance factor)/acc. to CIE 97: 2005</p> <p>Room maintenance factor that takes the soiling into account of the space encompassing surfaces in the course of the operating time. The room maintenance factor is specified as a decimal digit and can have a maximum value of 1 (no soiling existing).</p>
$RUG \text{ (max)}$	<p>(unified glare rating)</p> <p>Measure for the psychological glare effect in interiors.</p> <p>In addition to luminaire luminance, the RUG value also depends on the position of the observer, the viewing direction and the ambient luminance. Among other things, EN 12464-1 specifies maximum permissible RUG values for various indoor workplaces.</p>

Glossary

RUG observer	Calculation point in the room, for the DIALux the RUG value is determined. The location and height of the calculation point should correspond to the typical observer position (position and eye level of the user).
<hr/>	
S	
Surrounding area	The ambient area directly borders the area of the visual task and should be planned with a width of at least 0.5 m according to DIN EN 12464-1. It is at the same height as the area of the visual task.
<hr/>	
V	
Visual task area	The area that is needed for carrying out the visual task in accordance with DIN EN 12464-1. The height corresponds with the height at which the visual task is executed.
<hr/>	
W	
Wall zone	Circumferential area between working plane and walls which is not taken into account for the calculation.
<hr/>	
Working plane	Virtual measuring or calculation surface at the height of the visual task that generally follows the room geometry. The working plane may also feature a wall zone.
<hr/>	